

Job Name: 25-0199 - Countryview Stormwater Imp. Ph. 3 Sec. 1
 Job Location: Henderson, KY 42420
 Contractor: Koberstein Contracting, Inc.

Plant: Beaver Dam, KY

Tech: K. Cardwell

10/20/2025 12:26:40 PM

PC: E. Bradley



Structure ID: 106A

P1 BX2424-08BAVF

BOX BASE 8inW, 8inF, Variable Ht F/n

P2) 24" x 24" - CASTING HEIGHT - 4"
 P1) 24" x 24" - BOX BASE 8inW, 8inF, Variable Ht F/n - 32"
 1) 24" x 24" - Conseal CS-102 1.00"
 1) Hole - 16

0 lb
 3689 lb
 0 lb
 0 lb

 Structure Total: 3689 lb


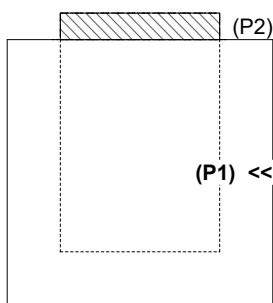
Structure Notes:
 STATION: 2+92 LN A SD-1
 1. PER ASTM C-913 SPECS
 2. CONCRETE: 4,000 PSI AT 28 DAYS
 3. REINFORCEMENT: #5 BAR @ 12" C.C. E.W. (GRADE 60) - 2" MIN. REBAR CLEARANCE (TYP)
 4. 4" CASTING SUPPLIED BY OTHERS

Rim: 377.3' Rim to Invert: 3.2' Slack: 2.4" Sump: 0" Step Position:

Position	Elev	Angle	Ext. (cw)	Pipe	Pipe OD	Connector	Hole	Horz Size	Up ()	Offset
Invert 1	374.1'	0°	20"	12" ADS N-12	14.5"	Hole 16	16"	16"	-1.25"	0"
Invert 2										
Invert 3										
Invert 4										
Invert 5										
Invert 6										
Invert 7										
Invert 8										

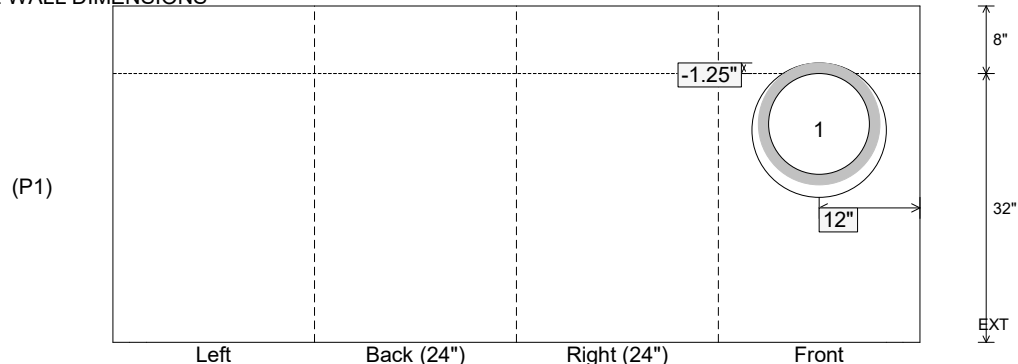
RIGHT-SIDE UP VIEW (int. dimensions)

UPSIDE-DOWN VIEW (int. dimenions)



Invert: 1
 Degree: 0°
 Horz: 12"
 Hole: 16"
 Up(): -1.25"

INSIDE WALL DIMENSIONS



Coating (Int):
 Coating (Ext):

Seam Up: Flat
 Seam Dn: n/a

Wall Thickness: 8"
 Floor Height: 8"

Height (Int): 32"
 Height (Ext): 40"

Weight (Net): 3689 lb
 Volume (Net): 0.94cu.yd