

**Job Name: 25-0199 - Countryview Stormwater Imp. Ph. 3 Sec. 1**  
**Job Location: Henderson, KY 42420**  
**Contractor: Koberstein Contracting, Inc.**

PC: E. Bradley  
 TECH: K. Cardwell  
 Plant: Beaver Dam, KY



Structure ID: **105A**  
 Spec: Storm  
 Type: BX 8inW, 8inF  
 Size: 24" x 24"

Rim: 377'  
 Invert: 374'  
 Rim to Invert: 3'

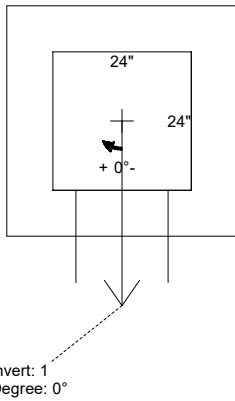
Sump: 0"  
 Floor (Top): 374'  
 Floor Height: 8"

Floor (Bot): 373.333'  
 Overall Height: 3.5'  
 Slack: 2"

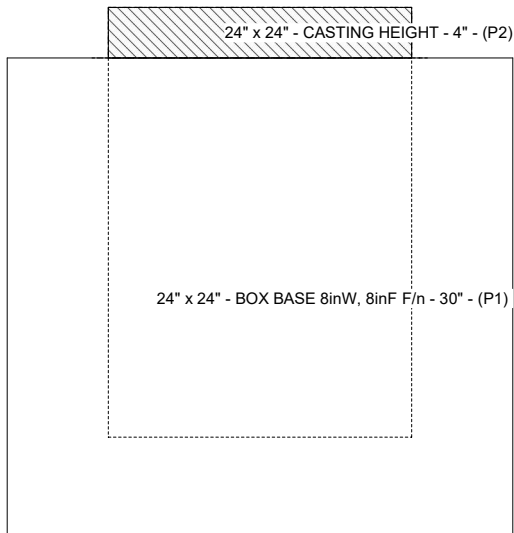
Structure Notes:  
 STATION: 2+28 LN A SD-1  
 1. PER ASTM C-913 SPECS  
 2. CONCRETE: 4,000 PSI AT 28 DAYS  
 3. REINFORCEMENT: #5 BAR @ 12" C.C. E.W. (GRADE 60)  
 4. 4" CASTING SUPPLIED BY OTHERS

STRUCTURE SUMMARY:

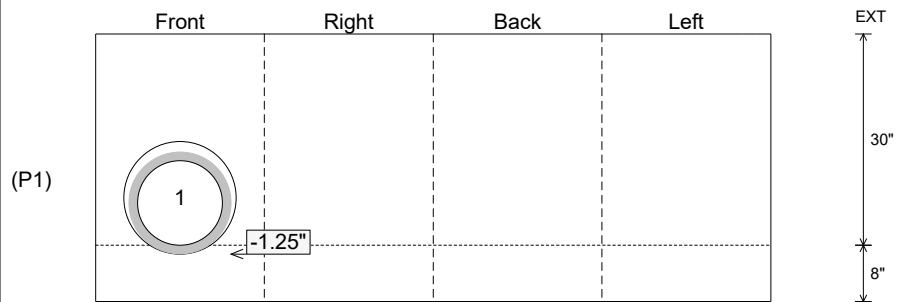
P2) 24" x 24" - CASTING HEIGHT - 4"	0 lb
P1) 24" x 24" - BOX BASE 8inW, 8inF F/n - 30"	3517 lb
1) 24" x 24" - Conseal CS-102 1.00"	0 lb
1) Hole - 16	0 lb
Structure Total:	3517 lb



Position	Elev	Angle	Pipe	Pipe OD	Hole	Connector	Up ( )	Ref
Rim	377'							
Reducer								
Invert 1	374'	0°	12" ADS N-12	14.5"	16"	Hole 16	-1.25"	P1
Invert 2								
Invert 3								
Invert 4								
Invert 5								
Invert 6								
Invert 7								
Invert 8								



**Cast (Int. Dim.) - Interior Dimensions**



Submittal Drawing  
 10/20/2025 12:20:35 PM

SUBMITTAL  
 APPROVED BY: