

Job Name: 25-0199 - Countryview Stormwater Imp. Ph. 3 Sec. 1
Job Location: Henderson, KY 42420
Contractor: Koberstein Contracting, Inc.

PC: E. Bradley
 TECH: K. Cardwell
 Plant: Beaver Dam, KY



Structure ID: **102B**
 Spec: Storm
 Type: BX 8inW, 8inF
 Size: 24" x 24"

Rim: 375.55'
 Invert: 373'
 Rim to Invert: 2.55'

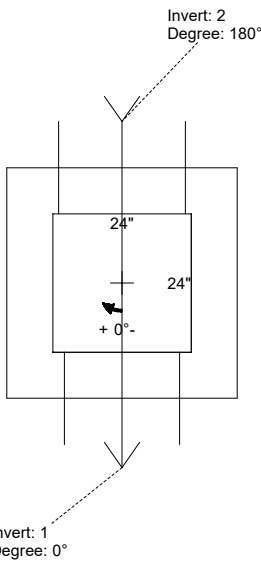
Sump: 0"
 Floor (Top): 373'
 Floor Height: 8"

Floor (Bot): 372.333'
 Overall Height: 3.167'
 Slack: 0.6"

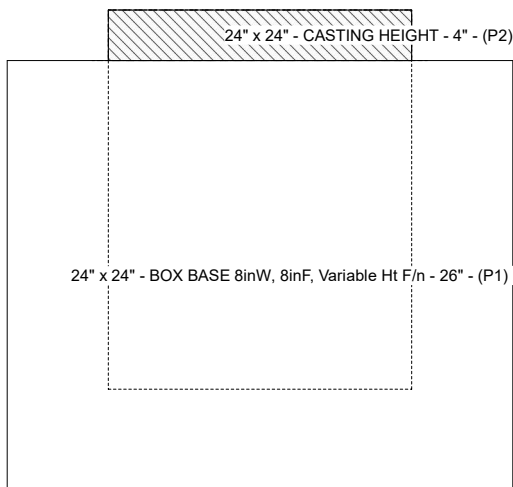
Structure Notes:
 STATION: 1+95 LN AA
 1. PER ASTM C-913 SPECS
 2. CONCRETE: 4,000 PSI AT 28 DAYS
 3. REINFORCEMENT: #5 BAR @ 12" C.C. E.W. (GRADE 60)
 4. 4" CASTING SUPPLIED BY OTHERS

STRUCTURE SUMMARY:

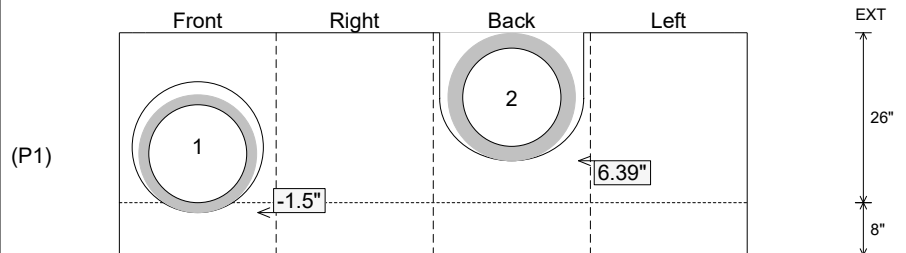
P2) 24" x 24" - CASTING HEIGHT - 4"	0 lb
P1) 24" x 24" - BOX BASE 8inW, 8inF, Variable Ht F/n - 26"	2838 lb
1) 24" x 24" - Conseal CS-102 1.00"	0 lb
1) Hole - 20	0 lb
1) DOGHOUSE INVRTD - 22"x19"	0 lb
Structure Total:	2838 lb



Position	Elev	Angle	Pipe	Pipe OD	Hole	Connector	Up (")	Ref
Rim	375.55'							
Reducer								
Invert 1	373'	0°	15" ADS N-12	18"	20"	Hole 20	-1.5"	P1
Invert 2	373.72'	180°	15" RCP B WALL	19.5"	22" x 19"	DOGHOUSE INVRTD 22"x19"	6.39"	P1
Invert 3								
Invert 4								
Invert 5								
Invert 6								
Invert 7								
Invert 8								



Cast (Int. Dim.) - Interior Dimensions



Submittal Drawing
 10/20/2025 12:20:38 PM

SUBMITTAL
 APPROVED BY: