

Job Name: 25-0199 - Countryview Stormwater Imp. Ph. 3 Sec. 1  
 Job Location: Henderson, KY 42420  
 Contractor: Koberstein Contracting, Inc.

Plant: Beaver Dam, KY

Tech: K. Cardwell

10/20/2025 12:26:47 PM

PC: E. Bradley



**Structure ID: 102B**

**P1 BX2424-08BAVF**

**BOX BASE 8inW, 8inF, Variable Ht F/n**

- P2) 24" x 24" - CASTING HEIGHT - 4"
- P1) 24" x 24" - BOX BASE 8inW, 8inF, Variable Ht F/n - 26"
- 1) 24" x 24" - Conseal CS-102 1.00"
- 1) Hole - 20"
- 1) DOGHOUSE INVRTD - 22"x20"

0 lb  
 2838 lb  
 0 lb  
 0 lb  
 0 lb  
 -----  
 Structure Total: 2838 lb

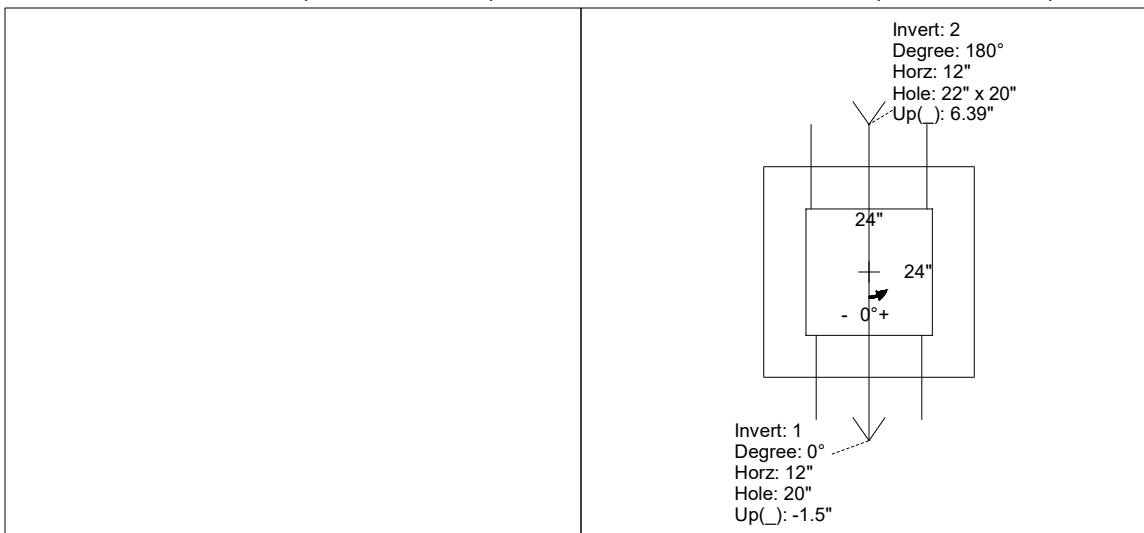
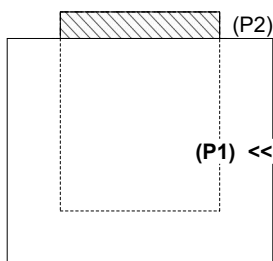
- Structure Notes:**  
 STATION: 1+95 LN AA
1. PER ASTM C-913 SPECS
  2. CONCRETE: 4,000 PSI AT 28 DAYS
  3. REINFORCEMENT: #5 BAR @ 12" C.C. E.W. (GRADE 60) - 2" MIN. REBAR CLEARANCE (TYP)
  4. 4" CASTING SUPPLIED BY OTHERS

Rim: 375.55'    Rim to Invert: 2.55'    Slack: 0.6"    Sump: 0"    Step Position:

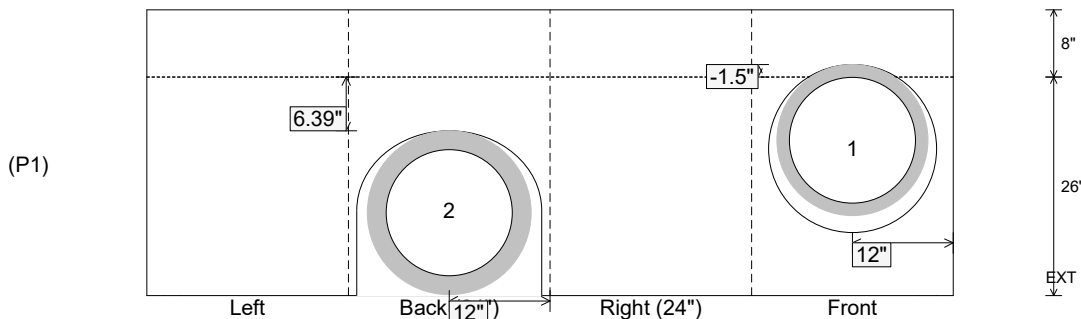
Position	Elev	Angle	Ext. (cw)	Pipe	Pipe OD	Connector	Hole	Horz Size	Up ( )	Offset
Invert 1	373'	0°	20"	15" ADS N-12	18"	Hole 20	20"	20"	-1.5"	0"
Invert 2	373.72'	180°	20"	15" RCP B WALL	19.5"	DOGHOUSE INVRTD 22"x20"	22" x 20"	22"	6.39"	0"
Invert 3										
Invert 4										
Invert 5										
Invert 6										
Invert 7										
Invert 8										

RIGHT-SIDE UP VIEW (int. dimensions)

UPSIDE-DOWN VIEW (int. dimensions)



INSIDE WALL DIMENSIONS



Coating (Int):  
 Coating (Ext):

Seam Up: Flat  
 Seam Dn: n/a

Wall Thickness: 8"  
 Floor Height: 8"

Height (Int): 26"  
 Height (Ext): 34"

Weight (Net): 2838 lb  
 Volume (Net): 0.72cu.yd