

Job Name: 24-4344 - LINCOLN LAKE DAM REHABILITATION	Plant: 100	Tech: J. Horsley - F
Job Location: Lincoln City, IN	10/30/2025 9:20:56 PM	PC: E. Bradley
Contractor: Omni Earthworks		

Structure ID: SDMH 502

P2 MH060RS36

MH RISER T/G

P4) 36" - CASTING HEIGHT - 6"	0 lb
P3) 60" - MH FLAT TOP w/36" Hole CTR F/G - 13"	3331 lb
P2) 60" - MH RISER T/G - 36"	3758 lb
P1) 60" - MH BASE Custom Ht T/n - 43"	7018 lb
1) CASTING - EJ ERGO XL Fr./Hinged Cover (41600521L01)	250 lb
1) Conseal CS-102 1.00" (Double)	0 lb
1) JOINT WRAP - 0.065"x6"x50' CONSEAL CS212	0 lb
1) JOINT WRAP PRIMER - CONSEAL CS-75 (1 gal.)	0 lb
2) PSX - 16M NYLO	16 lb
Structure Total:	14373 lb

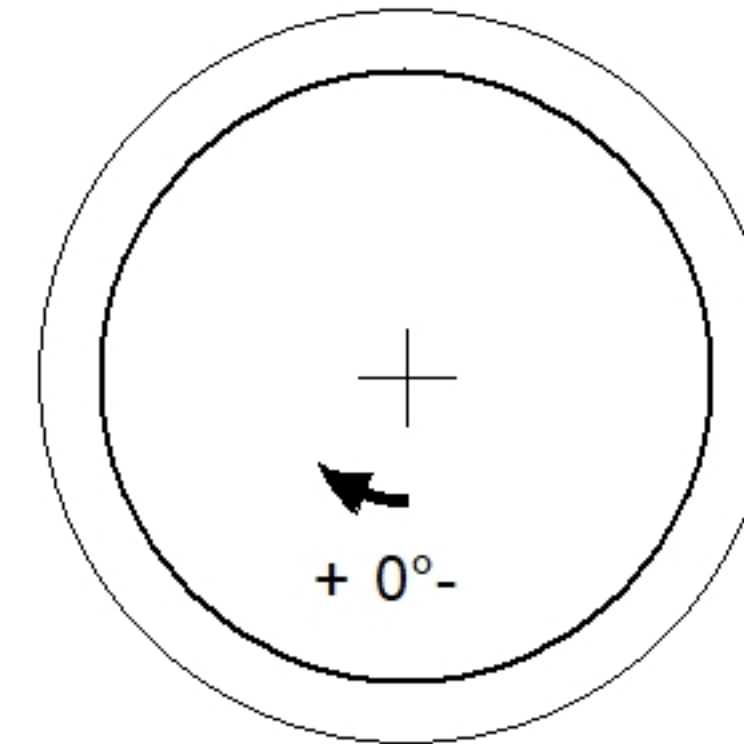
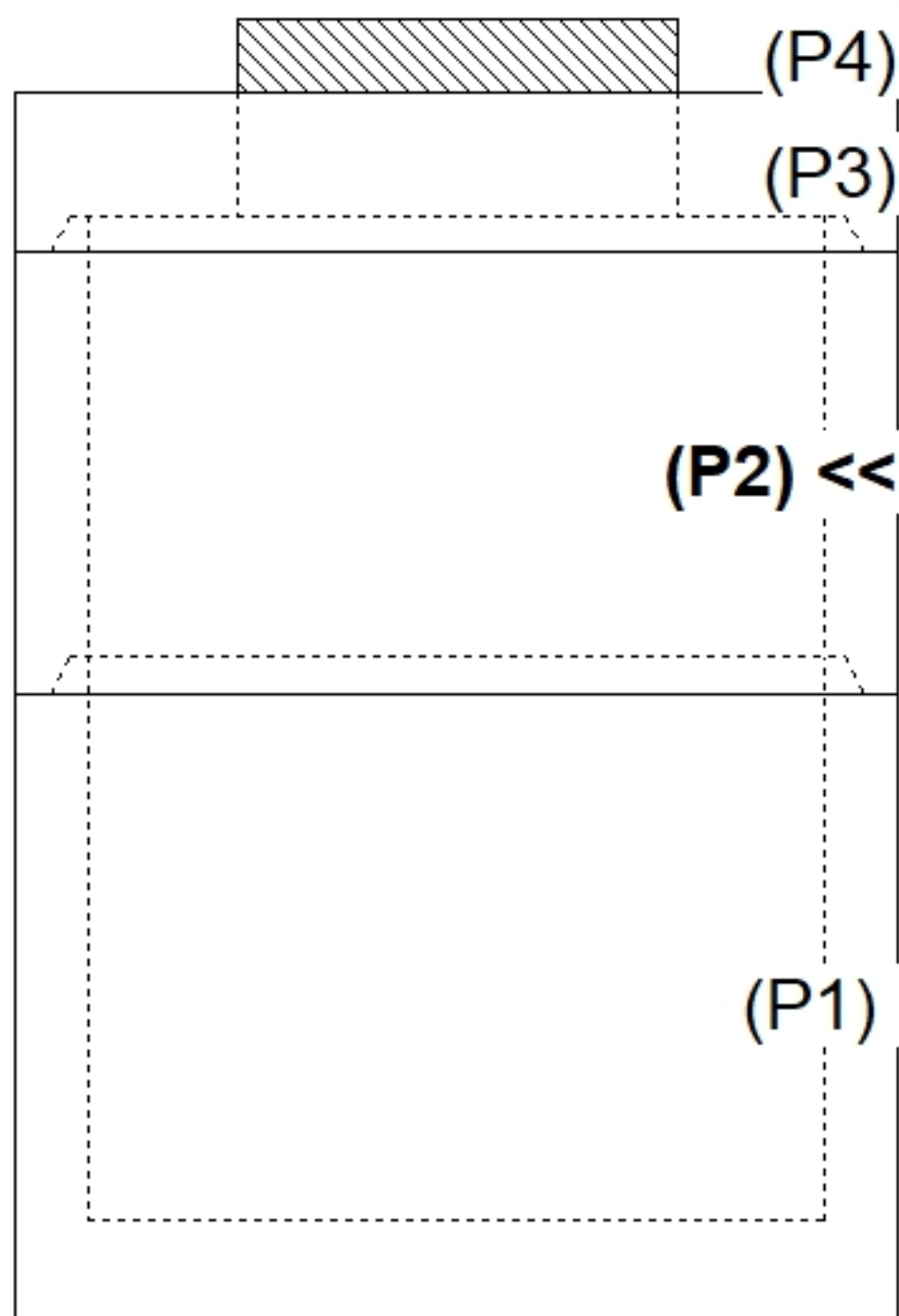
Structure Notes:
 1. PER ASTM C478 SPECIFICATIONS.
 2. CONCRETE = 4,000 PSI AT 28 DAYS.
 3. NO STEPS AND NO INVERT CHANNEL.
 4. CASTING BY I-CAST (EJ ERGO XL Fr./HINGED COVER 41600521L01)).

REINFORCING PER ASTM A615 (GRADE 60)..
 - TOP SLAB (As .62) #5 BARS AT 6" C.C.E.W..
 - RISER/WALLS (As .18)
 - FLOOR (As .37) #5 BARS AT 10" C.C.E.W.

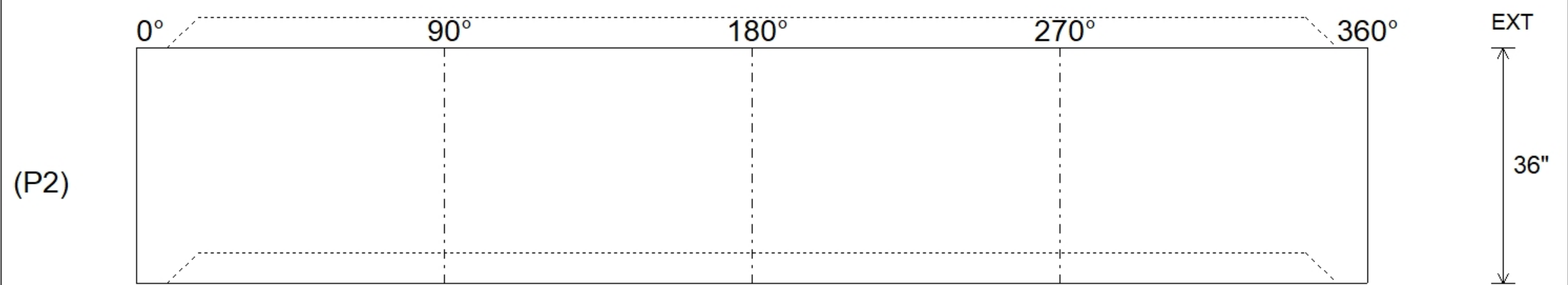
Rim: 457.3' Rim to Invert: 7.54' Slack: 0.48" Sump: 8" Step Position:

Position	Elev	Angle	Ext. (cw)	Pipe	Pipe OD	Connector	Hole	Horz Size	Up (L)	Offset
Invert 1										
Invert 2										
Invert 3										
Invert 4										
Invert 5										
Invert 6										
Invert 7										
Invert 8										

RIGHT-SIDE UP VIEW (int. dimensions)



INSIDE WALL DIMENSIONS



Coating (Int):	Seam Up: Tongue	Wall Thickness: 6"	Height (Int): 36"	Weight (Net): 3758 lb
Coating (Ext):	Seam Dn: Groove	Floor Height: 0"	Height (Ext): 36"	Volume (Net): 0.96cu.yd