

**Job Name: 24-4273B - KYTC Pulaski Co Call 105 (241113)**  
**Job Location: Science Hill, KY 42553**  
**Contractor: Weddle Enterprises, Inc**

PC: C. Goff  
 TECH: K. Cardwell  
 Plant: Beaver Dam, KY



**Structure ID: SSMH 1 (Rev)**

Spec: Sanitary  
 Type: SAN.MH  
 Size: 48"

Rim: 1040.91'  
 Invert: 1036.21'  
 Rim to Invert: 4.7'

Sump: 2"  
 Floor (Top): 1036.043'  
 Floor Height: 6"

Floor (Bot): 1035.543'  
 Overall Height: 5.333'  
 Slack: 0.4"

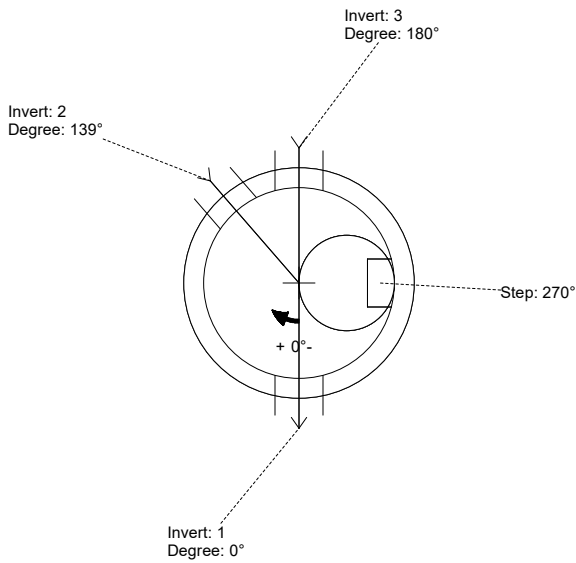
**Structure Notes:**

- STATION: 0+00 SAN LN A
- PER KYTC & ASTM C-478 SPECS
  - CONCRETE: 5,000 PSI AT 28 DAYS
  - REINFORCEMENT:
    - FLAT LID: #4 BAR @ 10" C.C. E.W. (GRADE 60)
    - BASE: PER ASTM A615
  - INVERT CHANNEL REQUIRED
  - HOE MC-295 FRAME & COVER "SANITARY" SUPPLIED BY ICAST
  - STEPS AT 270 DEGREES

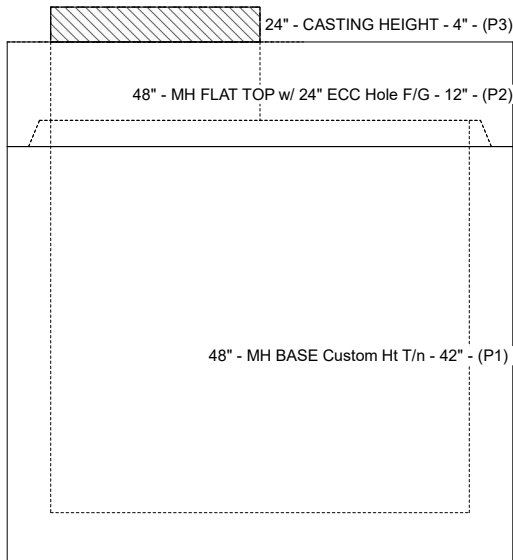
NOTE: FLAT LID (P2) & HOE MC-295 CASTING ALREADY ON SITE

**STRUCTURE SUMMARY:**

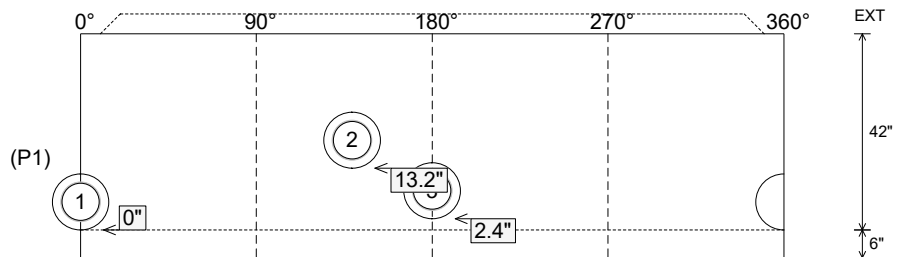
P3) 24" - CASTING HEIGHT - 4"	0 lb
P2) 48" - MH FLAT TOP w/ 24" ECC Hole F/G - 12"	1561 lb
P1) 48" - MH BASE Custom Ht T/n - 42"	4121 lb
1) JOINT WRAP PRIMER - CONSEAL CS-75 (1 gal.)	0 lb
1) JOINT WRAP - 0.065"x6"x50' CONSEAL CS212	0 lb
1) 48" - SAN. INV. CHANNEL - FULL HEIGHT	1440 lb
1) CASTING - HOE MC-295 F/C Sanitary	305 lb
1) 48" - Conseal CS-102 1.00" (Double)	0 lb
3) PSX - 12-08 NYLO	24 lb
3) MH Step ML-10-TDS-NCR - 10"	0 lb
<b>Structure Total:</b>	<b>7451 lb</b>



Position	Elev	Angle	Pipe	Pipe OD	Hole	Connector	Up (L)	Ref
Rim	1040.91'							
Reducer								
Invert 1	1036.21'	0°	8" PVC SDR35	8.5"	12"	PSX 12-08 NYLO	0"	P1
Invert 2	1037.31'	139°	8" PVC SDR35	8.5"	12"	PSX 12-08 NYLO	13.2"	P1
Invert 3	1036.41'	180°	8" PVC SDR35	8.5"	12"	PSX 12-08 NYLO	2.4"	P1
Invert 4								
Invert 5								
Invert 6								
Invert 7								
Invert 8								



**Cast (Int. Dim.) - Interior Dimensions**



Submittal Drawing  
 2/11/2026 2:41:06 PM

SUBMITTAL  
 APPROVED BY: