Job Name: 24-4171 - McKinney Water District Contract 1B Phase 2
Job Location: Stanford, KY
Contractor: Frederick and May Construction

PC: E. Bradley
TECH: Jared - F
Plant: 100

Structure ID: **METER VAULT - 9**

Spec: Vaults	Rim: 5.167'	Sump: 14"	Floor (Bot): -0.5'
Type: Meter Vault 6inW, 6inF	Invert: 1.167'	Floor (Top): 0'	Overall Height: 5.667'
Size: 48" x 84"	Rim to Invert: 4'	Floor Height: 6"	Slack: 0"

Structure Notes:
1. PER ASTM C913 SPECIFICATIONS.
2. CONCRETE = 4,000 PSI AT 28 DAYS.
3. NO STEPS AND NO INVERT CHANNEL.
4. HATCH SUPPLIED BY ICAST (HALLIDAY W1S 36"x60").

REINFORCING PER ASTM A615 (GRADE 60).
- TOP SLAB (As .62) #5 BARS AT 6" C.C.E.W.
- WALLS (As .12) #5 BARS AT 12" C.C.E.W.
- FLOOR (As .12) #5 BARS AT 12" C.C.E.W.

STRUCTURE SUMMARY:

P3) 36" x 60" - HATCH (CAST FLUSH) - 3"	100 lb
P2) 48" x 84" - CB FLAT TOP 6"W w/36"x60" HATCH - 8"	2417 lb
P1) 48" x 84" - BOX BASE 6inW, 6inF, Variable Ht - 54"	10702 lb
1) HATCH (Alum.) - HALLIDAY W1S 36"x60"	116 lb
1) SECONDARY POUR - Walls	0 lb
1) 48" x 84" - Conseal CS-102 1.00" (Double)	0 lb
1) 36" x 60" - Conseal CS-102 1.00" (Double)	0 lb
2) Hole - 6	0 lb
Structure Total:	13334 lb

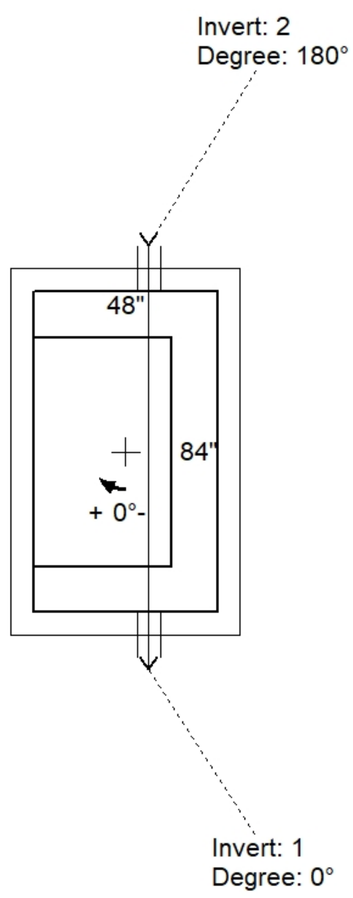

Position	Elev	Angle	Pipe	Pipe OD	Hole	Connector	Up (_)	Ref
Rim	5.167'							
Reducer								
Invert 1	1.167'	0°	2" PVC SDR35	2.25"	6"	Hole 6	12"	P1
Invert 2	1.167'	180°	2" PVC SDR35	2.25"	6"	Hole 6	12.004"	P1
Invert 3								
Invert 4								
Invert 5								
Invert 6								
Invert 7								
Invert 8								



Default - Interior Dimensions

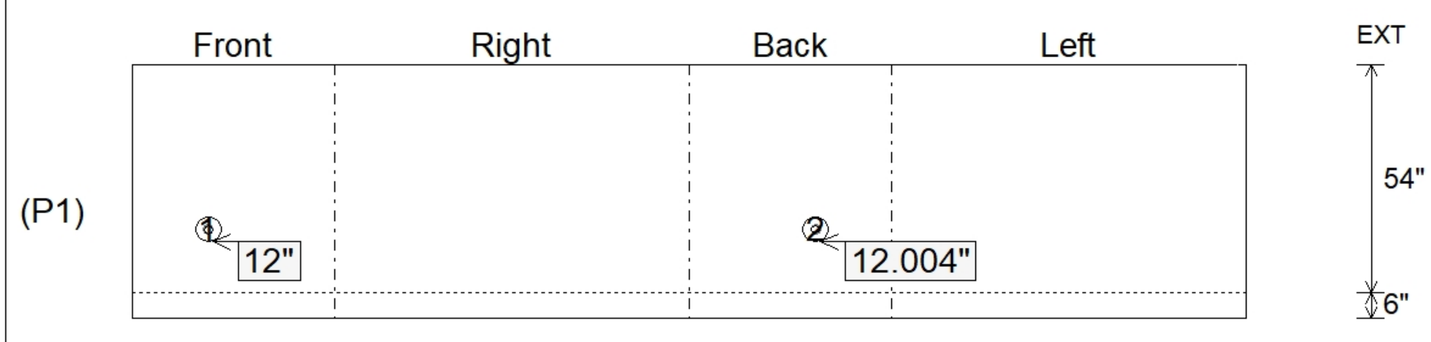

Submittal Drawing
5/8/2026 2:17:29 PM

SUBMITTAL
APPROVED BY: