

Job Name: 24-4112 - Ohio River Service Area Rehab  
 Job Location: Louisville, KY 40222  
 Contractor: TRC, LLC

Plant: Beaver Dam, KY  
 1/22/2026 5:59:28 AM

Tech: K. Cardwell  
 PC: A. Wells



**Structure ID: 960**

**P3 MH048RS36**

**MH RISER T/G**

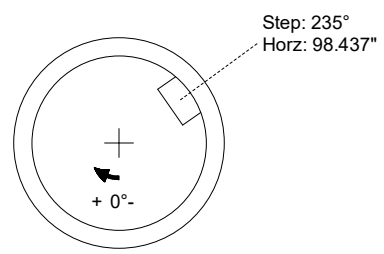
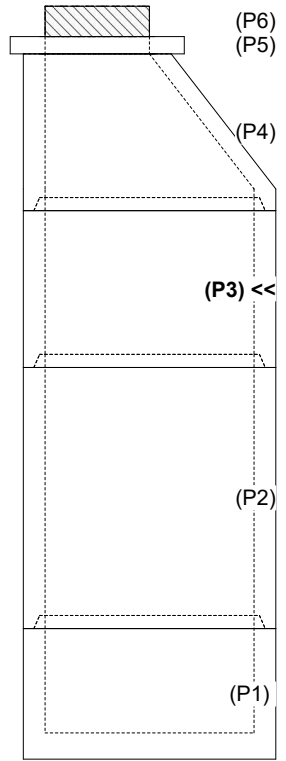
P6) 24" - CASTING HEIGHT - 7"	0 lb
P5) 24" - GRADE RING F/F - 4"	270 lb
P4) 48" - ECC CONE w/ 24" HOLE F/G - 36"	3000 lb
P3) 48" - MH RISER T/G - 36"	2515 lb
P2) 48" - MH RISER T/G - 60"	4192 lb
P1) 48" - MH BASE T/n - 24"	2911 lb
1) JOINT WRAP PRIMER - CONSEAL CS-75 (1 gal.)	0 lb
1) JOINT WRAP - 0.065"x6"x50" CONSEAL CS212	0 lb
1) 48" - SAN. INV. CHANNEL - FULL HEIGHT	1440 lb
3) 48" - Conseal CS-102 1.00" (Double)	0 lb
2) PSX - 12-08 NYLO	16 lb
12) MH Step ML-10-TDS-NCR - 10"	0 lb
Structure Total:	14343 lb

**Structure Notes:**  
 STATION: 0+11.88 CARDINAL HARBOUR 2  
 1. PER MSD & ASTM C-478 SPECS  
 2. CONCRETE: 5,000 PSI AT 28 DAYS  
 3. REINFORCEMENT: PER ASTM A615  
 4. 7" CASTING SUPPLIED BY OTHERS  
 5. STEPS AT 235 DEGREES

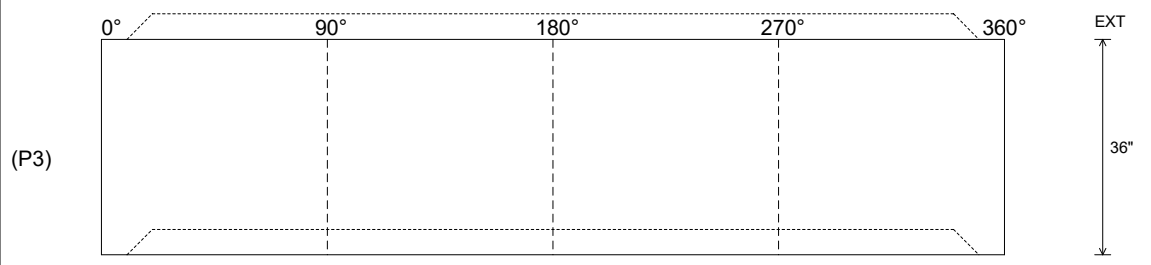
Rim: 450.3' Rim to Invert: 13.83' Slack: 1.96" Sump: 3" Step Position: 235°

Position	Elev	Angle	Ext. (cw)	Pipe	Pipe OD	Connector	Hole	Horz Size	Up ( )	Offset
Invert 1										
Invert 2										
Invert 3										
Invert 4										
Invert 5										
Invert 6										
Invert 7										
Invert 8										

**RIGHT-SIDE UP VIEW (int. dimensions)**



**INSIDE WALL DIMENSIONS**



Coating (Int): Coating (Ext):	Seam Up: Tongue Seam Dn: Groove	Wall Thickness: 5" Floor Height: 0"	Height (Int): 36" Height (Ext): 36"	Weight (Net): 2515 lb Volume (Net): 0.64cu.yd
----------------------------------	------------------------------------	--	--	--