

Job Name: 24-4112 - Ohio River Service Area Rehab  
 Job Location: Louisville, KY 40222  
 Contractor: TRC, LLC

Plant: Beaver Dam, KY  
 1/21/2026 8:55:45 AM

Tech: K. Cardwell  
 PC: A. Wells



**Structure ID: 959**

**P3 MH048RS48**

**MH RISER T/G**

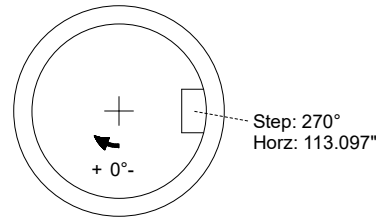
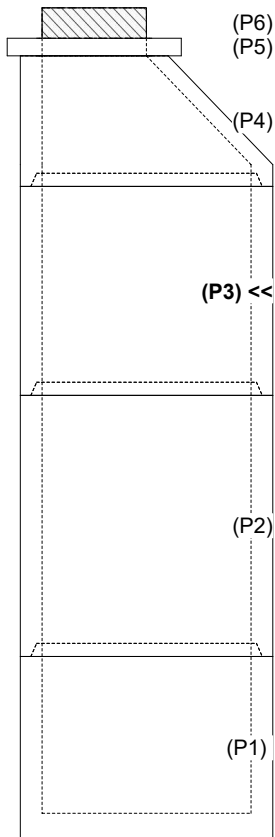
P6) 24" - CASTING HEIGHT - 7"	0 lb
P5) 24" - GRADE RING F/F - 4"	270 lb
P4) 48" - ECC CONE w/ 24" HOLE F/G - 30"	2050 lb
P3) 48" - MH RISER T/G - 48"	3353 lb
P2) 48" - MH RISER T/G - 60"	4192 lb
P1) 48" - MH BASE T/n - 36"	3626 lb
1) JOINT WRAP PRIMER - CONSEAL CS-75 (1 gal.)	0 lb
1) JOINT WRAP - 0.065"x6"x50' CONSEAL CS212	0 lb
1) 48" - SAN. INV. CHANNEL - FULL HEIGHT	1440 lb
3) 48" - Conseal CS-102 1.00" (Double)	0 lb
2) PSX - 16Y NYLO	16 lb
1) PSX - 12-08 NYLO	8 lb
14) MH Step ML-10-TDS-NCR - 10"	0 lb
<b>Structure Total:</b>	<b>14954 lb</b>

**Structure Notes:**  
 STATION: 0+19.73 CARDINAL HARBOUR 1  
 1. PER MSD & ASTM C-478 SPECS  
 2. CONCRETE: 5,000 PSI AT 28 DAYS  
 3. REINFORCEMENT: PER ASTM A615  
 4. INVERT CHANNEL REQUIRED  
 5. 7" CASTING SUPPLIED BY OTHERS  
 6. STEPS AT 270 DEGREES

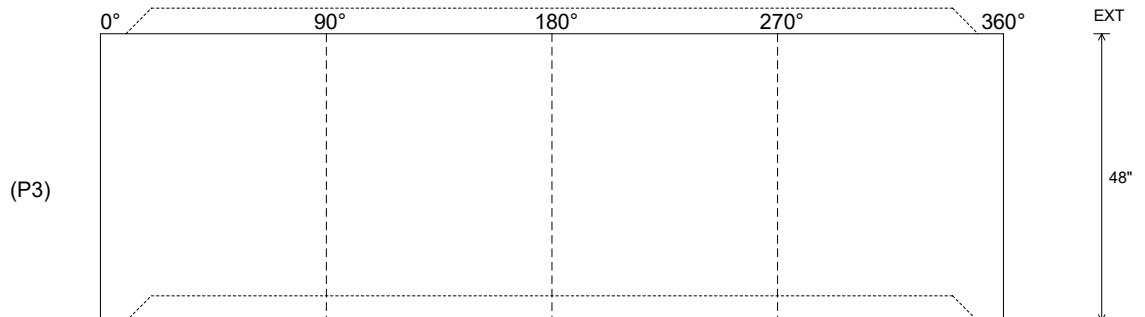
Rim: 450.9' Rim to Invert: 15.285' Slack: 1.42" Sump: 3" Step Position: 270°

Position	Elev	Angle	Ext. (cw)	Pipe	Pipe OD	Connector	Hole	Horz Size	Up ( )	Offset
Invert 1										
Invert 2										
Invert 3										
Invert 4										
Invert 5										
Invert 6										
Invert 7										
Invert 8										

**RIGHT-SIDE UP VIEW (int. dimensions)**



**INSIDE WALL DIMENSIONS**



Coating (Int):  
 Coating (Ext):

Seam Up: Tongue  
 Seam Dn: Groove

Wall Thickness: 5"  
 Floor Height: 0"

Height (Int): 48"  
 Height (Ext): 48"

Weight (Net): 3353 lb  
 Volume (Net): 0.86cu.yd