

Job Name: 24-4078 - Christian Co. Athletic Field Improvements
Job Location: Hopkinsville, KY 42240
Contractor: Herring Construction, Inc.

PC: J. Jarvis
 TECH: K. Cardwell
 Plant: Beaver Dam, KY



Structure ID: **DI-B**
 Spec: Storm
 Type: BX 8inW, 8inF
 Size: 24" x 24"

Rim: 537.6'
 Invert: 535.25'
 Rim to Invert: 2.35'

Sump: 0"
 Floor (Top): 535.25'
 Floor Height: 8"

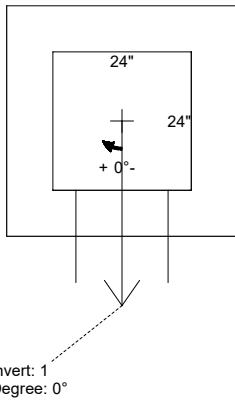
Floor (Bot): 534.583'
 Overall Height: 3'
 Slack: 0.2"

Structure Notes:

1. PER ASTM C-913 SPECS
2. CONCRETE: 4,000 PSI AT 28 DAYS
3. REINFORCEMENT:
 - FLAT LID: #5 BAR @ 6" C.C. E.W. (GRADE 60)
 - BASE: #5 BAR @ 12" C.C. E.W. (GRADE 60)
4. HOE 280T FRAME & GRATE SUPPLIED BY ICAST
5. CASTING FRAME TO BE CAST INTO FLAT LID FLANGE SIDE UP

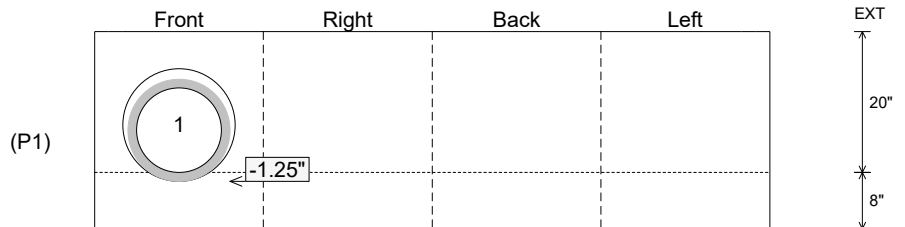
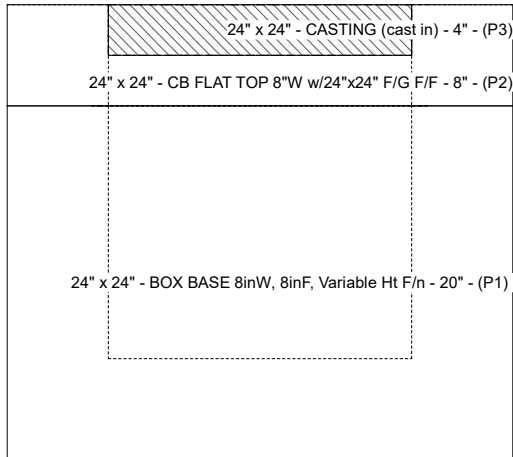
STRUCTURE SUMMARY:

P3) 24" x 24" - CASTING (Cast-In) - 4"	0 lb
P2) 24" x 24" - CB FLAT TOP 8"W w/24"x24" F/G F/F - 8"	885 lb
P1) 24" x 24" - BOX BASE 8inW, 8inF, Variable Ht F/n - 20"	2658 lb
1) CASTING - HOE 280T F/G (Cast-In)	182 lb
2) 24" x 24" - Conseal CS-102 1.00"	0 lb
1) Hole - 16	0 lb
	0 lb
Structure Total:	3725 lb



Position	Elev	Angle	Pipe	Pipe OD	Hole	Connector	Up (L)	Ref
Rim	537.6'							
Reducer								
Invert 1	535.25'	0°	12" HDPE	14.5"	16"	Hole 16	-1.25"	P1
Invert 2								
Invert 3								
Invert 4								
Invert 5								
Invert 6								
Invert 7								
Invert 8								

Cast (Int. Dim.) - Interior Dimensions



Submittal Drawing
 11/3/2025 1:59:47 PM

SUBMITTAL
 APPROVED BY: