

Job Name: 24-3781 Anderson Park At Indian Lake
 Job Location: Hendersonville, TN
 Contractor: Apex

Plant: Beaver Dam

1/7/2026 2:05:03 PM

Tech: J. Coppage

PC: A. Chambers



Structure ID: MH B9

P2 MH048RS60CDARED

MH RISER w/ConBlock-CDA Red

- P4) 24" - CASTING HEIGHT - 6"
- P3) 48" - ECC CONE w/ 24" HOLE, w/ConBlock-CDA Red - 36"
- P2) 48" - MH RISER w/ConBlock-CDA Red - 60"
- P1) 48" - MH BASE w/ConBlock-CDA Red - 24"
- 1) JOINT WRAP - 0.065"x6"x50' CONSEAL CS212
- 1) JOINT WRAP PRIMER - CONSEAL CS-75 (1 gal.)
- 1) 48" - MH INVERT CHANNEL w/ConBlock-CDA Red - FULL HEIGHT
- 2) 48" - Conseal CS-102 1.00" (Double)
- 1) PSX - 12-08 NYLO
- 1) PSX - 12-06 NYLO
- 10) MH Step ML-10-TDS-NCR - 10"

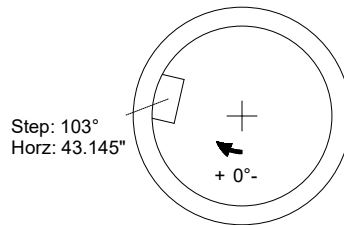
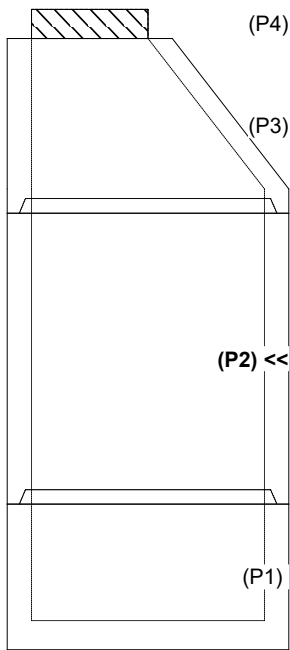
- Structure Notes:**
1. JBS-1150 SANITARY PROVIDED BY ICAST.
 2. PER ASTM C478 SPECIFICATIONS.
 3. CONCRETE = 4,000 PSI AT 28 DAYS.
 4. ADMIXTURE = CONBLOCK CDA RED.
 5. REINFORCING PER ASTM A615 (GRADE 60).
 - CONE (As .12)
 - RISER/WALLS (As .12)
 - FLOOR (As .31) #5 BARS AT 12" C.C.E.W.

Structure Total: 10810 lb


Rim: 540.8' Rim to Invert: 10.37' Slack: 0.44" Sump: 2" Step Position: 103°

Position	Elev	Angle	Ext. (cw)	Pipe	Pipe OD	Connector	Hole	Horz Size	Up (L)	Offset
Invert 1										
Invert 2										
Invert 3										
Invert 4										
Invert 5										
Invert 6										
Invert 7										
Invert 8										

RIGHT-SIDE UP VIEW (int. dimensions)



INSIDE WALL DIMENSIONS



Coating (Int):
 Coating (Ext):

Seam Up: Tongue
 Seam Dn: Groove

Wall Thickness: 5"
 Floor Height: 0"

Height (Int): 60"
 Height (Ext): 60"

Weight (Net): 4192 lb
 Volume (Net): 1.07cu.yd