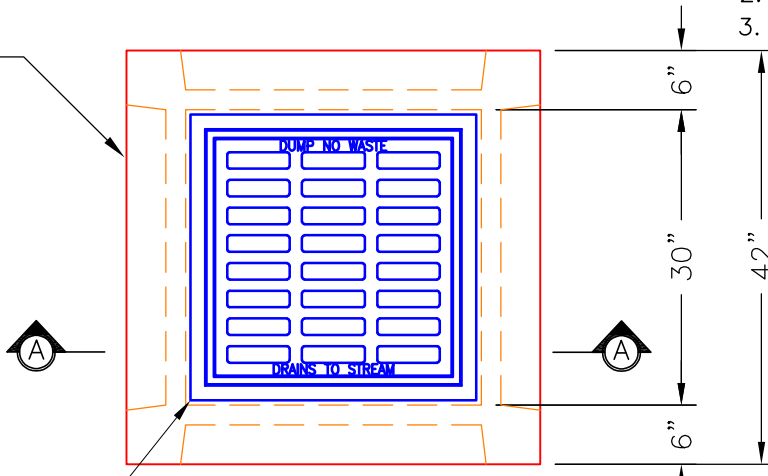


**GENERAL NOTES:**

1. CONCRETE: 4,500 PSI @ 28 DAYS.
2. REINFORCING: #4 BAR WIRE FRAME.
3. MAX. PIPE SIZE: 21"φ RCP.

4 EA. 30"X36"X4"  
KNOCKOUT PANELS  
(TYPICAL ALL SIDES)



**PLAN VIEW**

ALTERNATE CASTING  
SIZES AVAILABLE.

CASTING AS REQUIRED.



4" & 6" GRADE RINGS  
AVAILABLE UPON REQUEST.

GRADE RING WEIGHTS:  
4" - 414 LBS.  
6" - 620 LBS.



30"X30" TOP SLAB WITH  
OPENING AS REQUIRED  
FOR CASTING.

TOP SLAB WEIGHT: 830 LBS.  
(BASED ON 24"X24" OPENING)

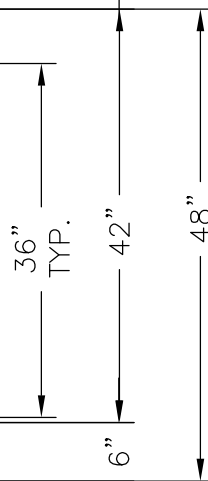


RISER WEIGHT: 900 LBS./VF

12" OR 24"

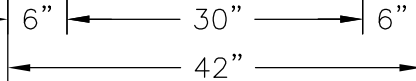
BASE WEIGHT: 2,565 LBS.

4"  
TYP.




Structure  
86 - JBS-4310

#4 BAR WIRE FRAME  
IN CORNERS & FLOOR  
(TYPICAL REINFORCING)



**SECTION A-A**



COMPANY ADDRESS: 981 WEST 7TH ST., BEAVER DAM, KY. 42320

PHONE NUMBERS: (270) 363-2238, (270) 298-7424 (FAX.)

DRAWING DATE: NOVEMBER 22, 2023

DRAWING NAME: 30X30-KOCB-TYP

DRAWING SCALE: NTS

CATALOG I.D.: KOCB-30X30

WEB ADDRESS: WWW.ICASTINC.COM

**30" x 30" x 48"**  
**Knockout Catch Basin**  
**(Typical)**