

Job Name: 24-3539 - Larkin Springs Townhomes
 Job Location: Nashville, TN
 Contractor: Apex Earthworks, LLC

Plant: 100

2/25/2026 10:08:04 AM

Tech: J. Horsley - F

PC: A. Chambers



Structure ID: D7

P1 BX4848-08BA30

BOX BASE 8inW, 8inF T/n

- P3) 48" x 48" - CASTING HEIGHT - 0"
- P2) 48" x 48" - BOX RISER 8inW F/G - 60"
- P1) 48" x 48" - BOX BASE 8inW, 8inF T/n - 30"
- 1) CASTING - TRASHRACKS LFS-4848-P SQ. Flush Mount Grate
- 2) 48" x 48" - Conseal CS-102 1.00"
- 1) Hole - 26
- 1) Hole - 10
- 1) Weir n/n - 2"x36"
- 8) MH Step ML-10-TDS-NCR - 10"

0 lb
 8974 lb
 6852 lb
 289 lb
 0 lb
 0 lb
 0 lb
 0 lb
 0 lb
 0 lb
 Structure Total: 16114 lb

Structure Notes:

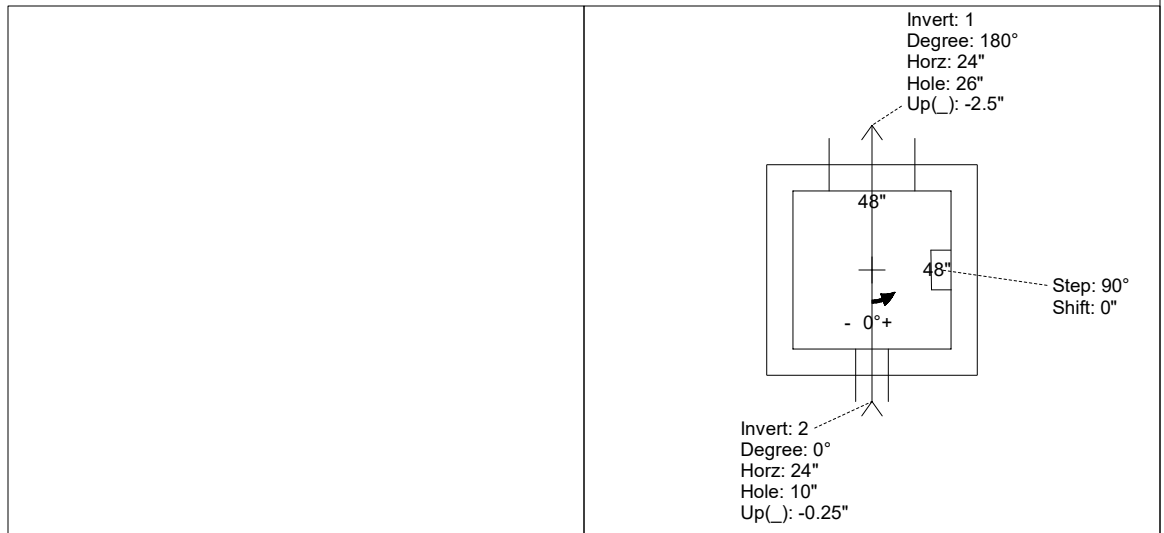
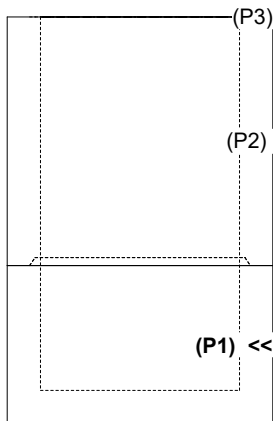
1. PER ASTM C-913 SPECIFICATIONS
2. CONCRETE: 4,000 PSI AT 28 DAYS
3. REINFORCEMENT: #5 BAR @ 12" C.C. E.W. (GRADE 60) - 2" MIN. REBAR CLEARANCE (TYP)
4. NO STORM INVERT
5. STEPS AT 90 DEGREES
6. TRASHRACKS LFS-4848-P SQUARE FLUSH MOUNT GRATE SUPPLIED BY ICAST

Rim: 545.5' Rim to Invert: 7.5' Slack: 0" Sump: 0" Step Position: 90°

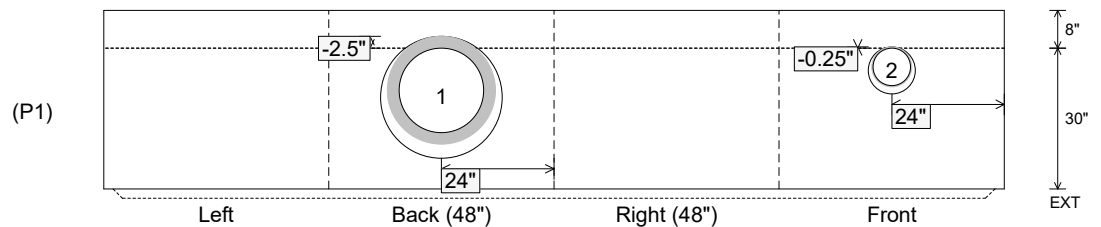
Position	Elev	Angle	Ext. (cw)	Pipe	Pipe OD	Connector	Hole	Horz Size	Up ()	Offset
Invert 1	538'	180°	32"	18" RCP B WALL	23"	Hole 26	26"	26"	-2.5"	0"
Invert 2	538'	0°	32"	8" PVC SDR26	8.5"	Hole 10	10"	10"	-0.25"	0"
Invert 3										
Invert 4										
Invert 5										
Invert 6										
Invert 7										
Invert 8										

RIGHT-SIDE UP VIEW (int. dimensions)

UPSIDE-DOWN VIEW (int. dimensions)



INSIDE WALL DIMENSIONS



Coating (Int):
 Coating (Ext):

Seam Up: Tongue
 Seam Dn: n/a

Wall Thickness: 8"
 Floor Height: 8"

Height (Int): 30"
 Height (Ext): 38"

Weight (Net): 6852 lb
 Volume (Net): 1.75cu.yd