

Job Name: 24-3511 Coles Ferry Section 18 & 19
 Job Location: Lebanon, TN
 Contractor: Covenant Constructors, LLC

Plant: Beaver Dam, KY
 2/23/2026 4:39:07 PM

Tech: J. Horsley
 PC: A. Chambers



Structure ID: CB9

P1 BX28280606VH

BOX BASE 6inW, 6inF, Variable Ht F/n

- P2) 28" x 28" - CASTING HEIGHT - 6"
- P1) 28" x 28" - BOX BASE 6inW, 6inF, Variable Ht F/n - 27"
- 1) CASTING - JBS 3101 Single Set (F/G/H)
- 1) 28" x 28" - Conseal CS-102 1.00"
- 2) Hole - 22

0 lb
 2272 lb
 500 lb
 0 lb
 0 lb

 Structure Total: 2772 lb

Structure Notes:
 1. PER ASTM C913 SPECIFICATIONS.
 2. CONCRETE = 4,500 PSI AT 28 DAYS.
 3. NO INVERT CHANNEL.
 4. CASTING BY ICAST (JBS 3101 F/G/H)

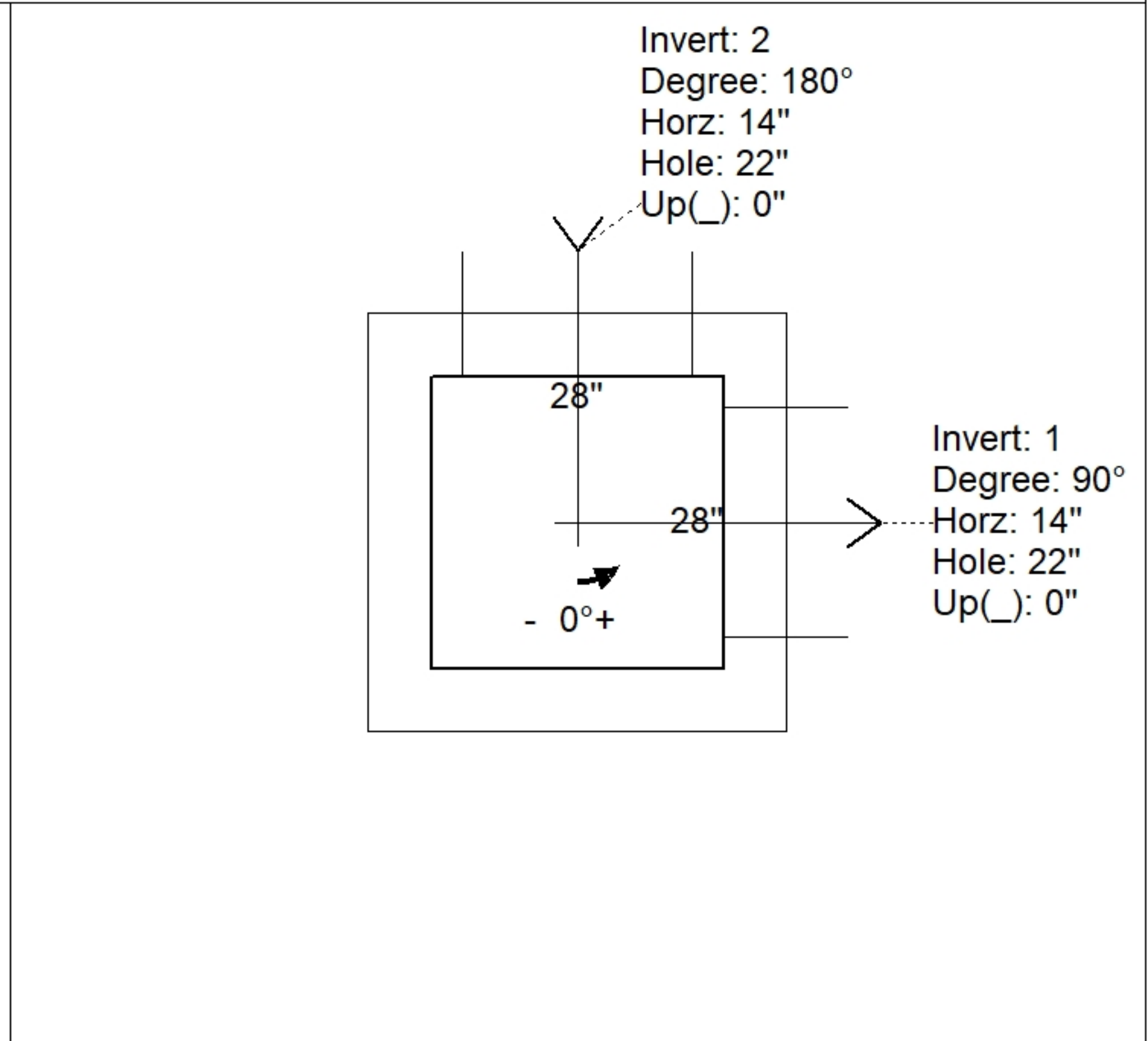
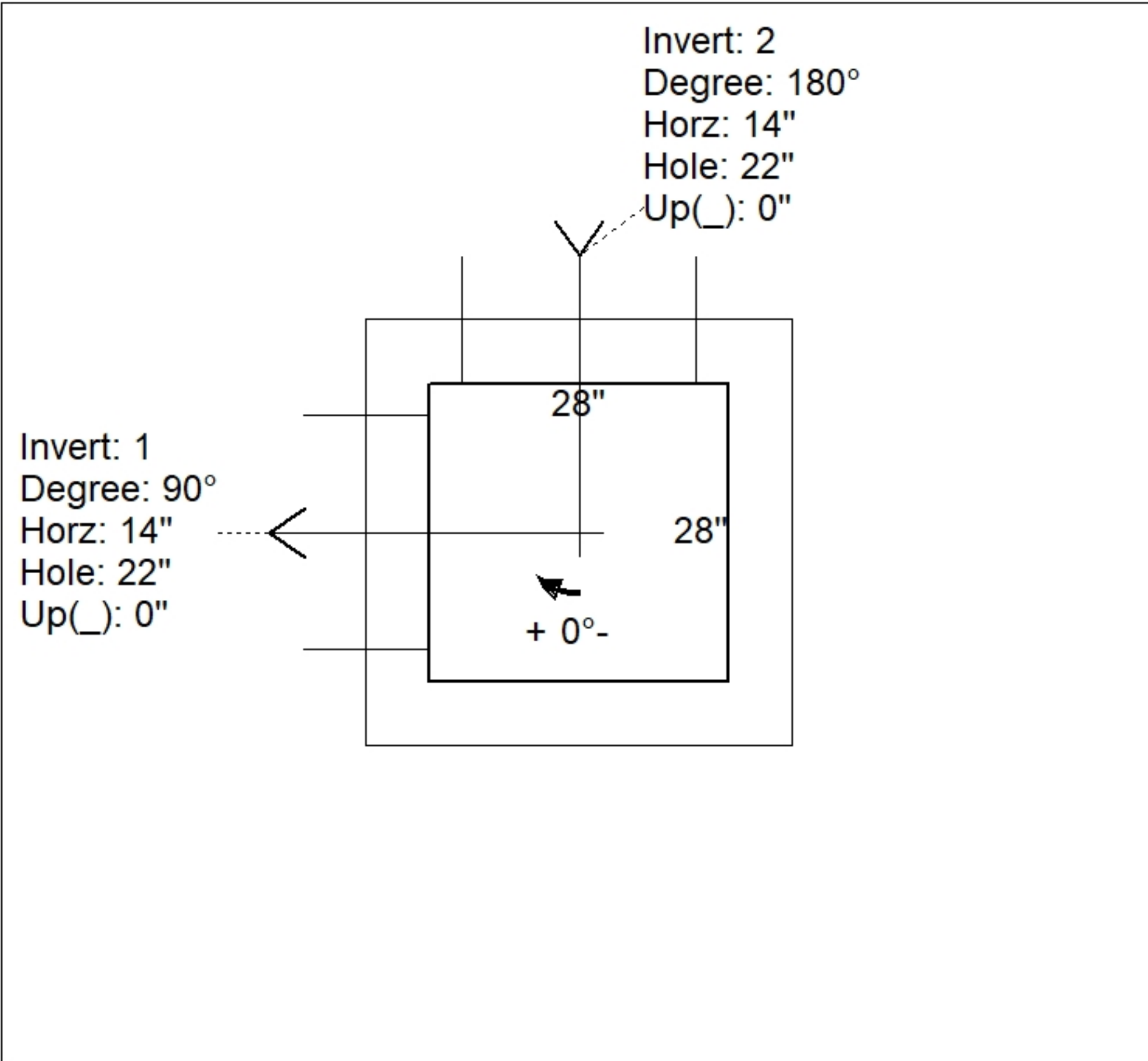
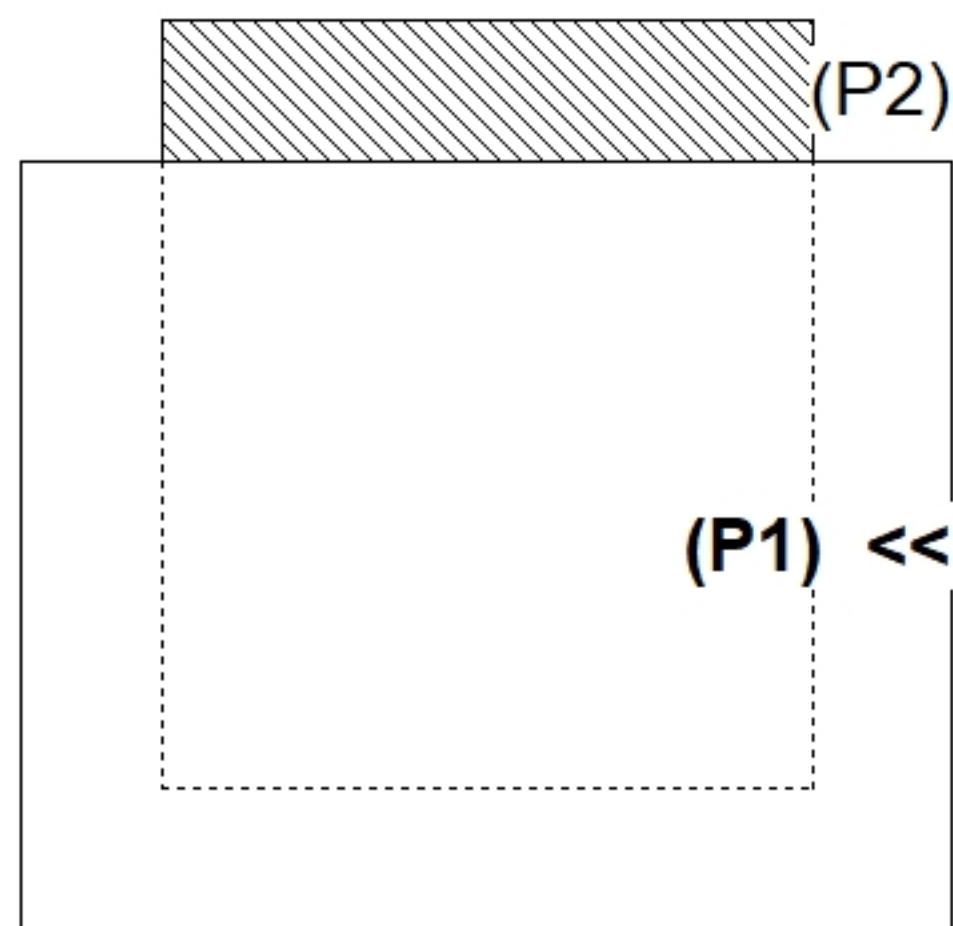
REINFORCING PER ASTM A615 (GRADE 60).
 - WALLS (As .31) #5 BARS AT 12" C.C.E.W.
 - FLOOR (As .31) #5 BARS AT 12" C.C.E.W.

Rim: 580.76' Rim to Invert: 2.58' Slack: 0.21" Sump: 2.25" Step Position:

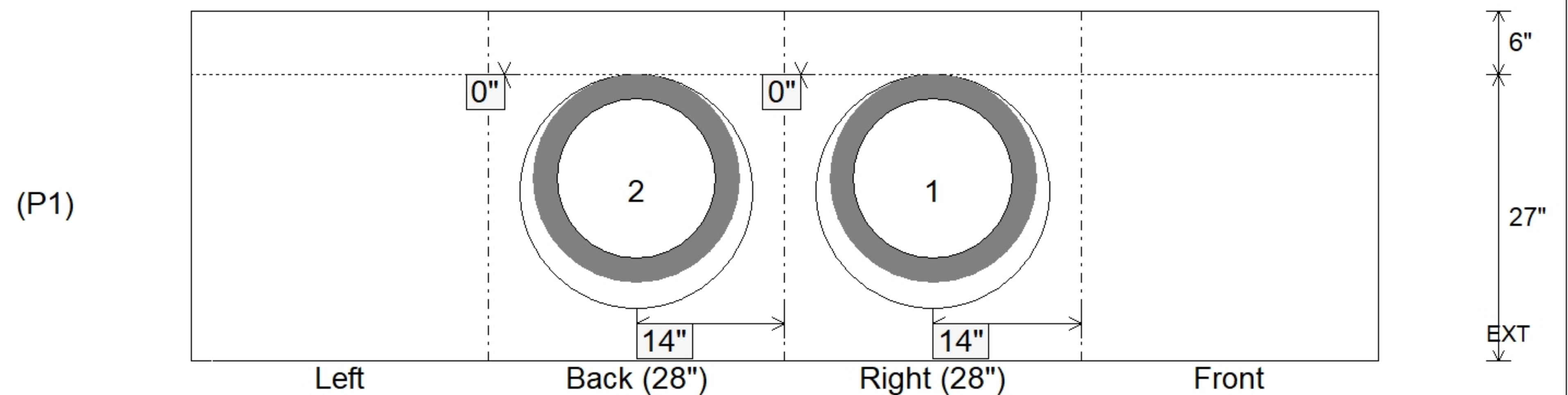
Position	Elev	Angle	Ext. (cw)	Pipe	Pipe OD	Connector	Hole	Horz Size	Up ()	Offset
Invert 1	578.18'	90°	20"	15" RCP B WALL	19.5"	Hole 22	22"	22"	0"	0"
Invert 2	578.18'	180°	20"	15" RCP B WALL	19.5"	Hole 22	22"	22"	0"	0"
Invert 3										
Invert 4										
Invert 5										
Invert 6										
Invert 7										
Invert 8										

RIGHT-SIDE UP VIEW (int. dimensions)

UPSIDE-DOWN VIEW (int. dimensions)



INSIDE WALL DIMENSIONS



Coating (Int):
 Coating (Ext):

Seam Up: Flat
 Seam Dn: n/a

Wall Thickness: 6"
 Floor Height: 6"

Height (Int): 27"
 Height (Ext): 33"

Weight (Net): 2272 lb
 Volume (Net): 0.58cu.yd