

Job Name: 24-3511 Coles Ferry Section 18 & 19
Job Location: Lebanon, TN
Contractor: Covenant Constructors, LLC

PC: A. Chambers
 TECH: J. Horsley
 Plant: Beaver Dam, KY



Structure ID: **CB7**
 Spec: Storm
 Type: BX 6inW, 6inF
 Size: 28" x 64"

Rim: 571.82'
 Invert: 569.39'
 Rim to Invert: 2.43'

Sump: 2.256"
 Floor (Top): 569.202'
 Floor Height: 6"

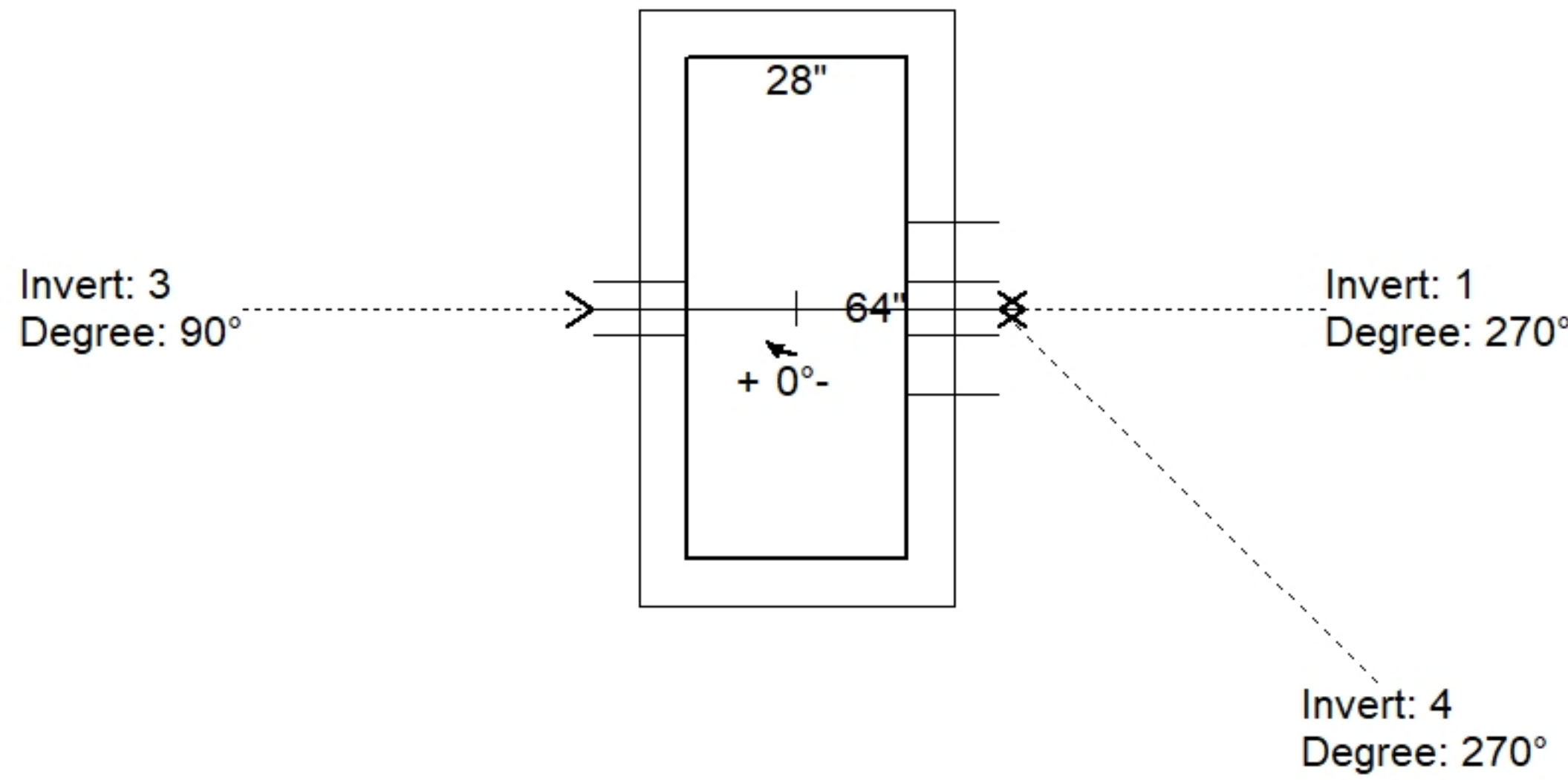
Floor (Bot): 568.702'
 Overall Height: 3.083'
 Slack: 0.416"

Structure Notes:

- PER ASTM C913 SPECIFICATIONS.
 - CONCRETE = 4,000 PSI AT 28 DAYS.
 - NO INVERT CHANNEL.
 - CASTING BY ICAST (2ea. JBS-3101 F/G/H).
- REINFORCING PER ASTM A615 (GRADE 60).
 - WALLS (As .31) #5 BARS AT 12" C.C.E.W.
 - FLOOR (As .31) #5 BARS AT 12" C.C.E.W.

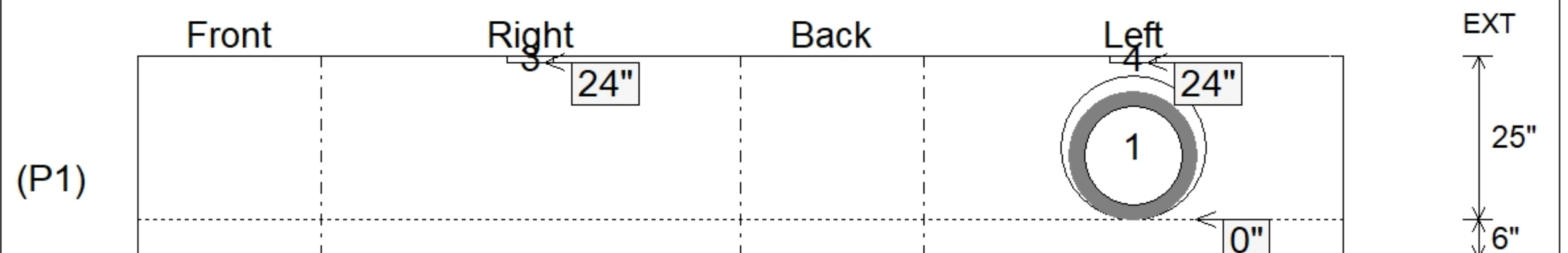
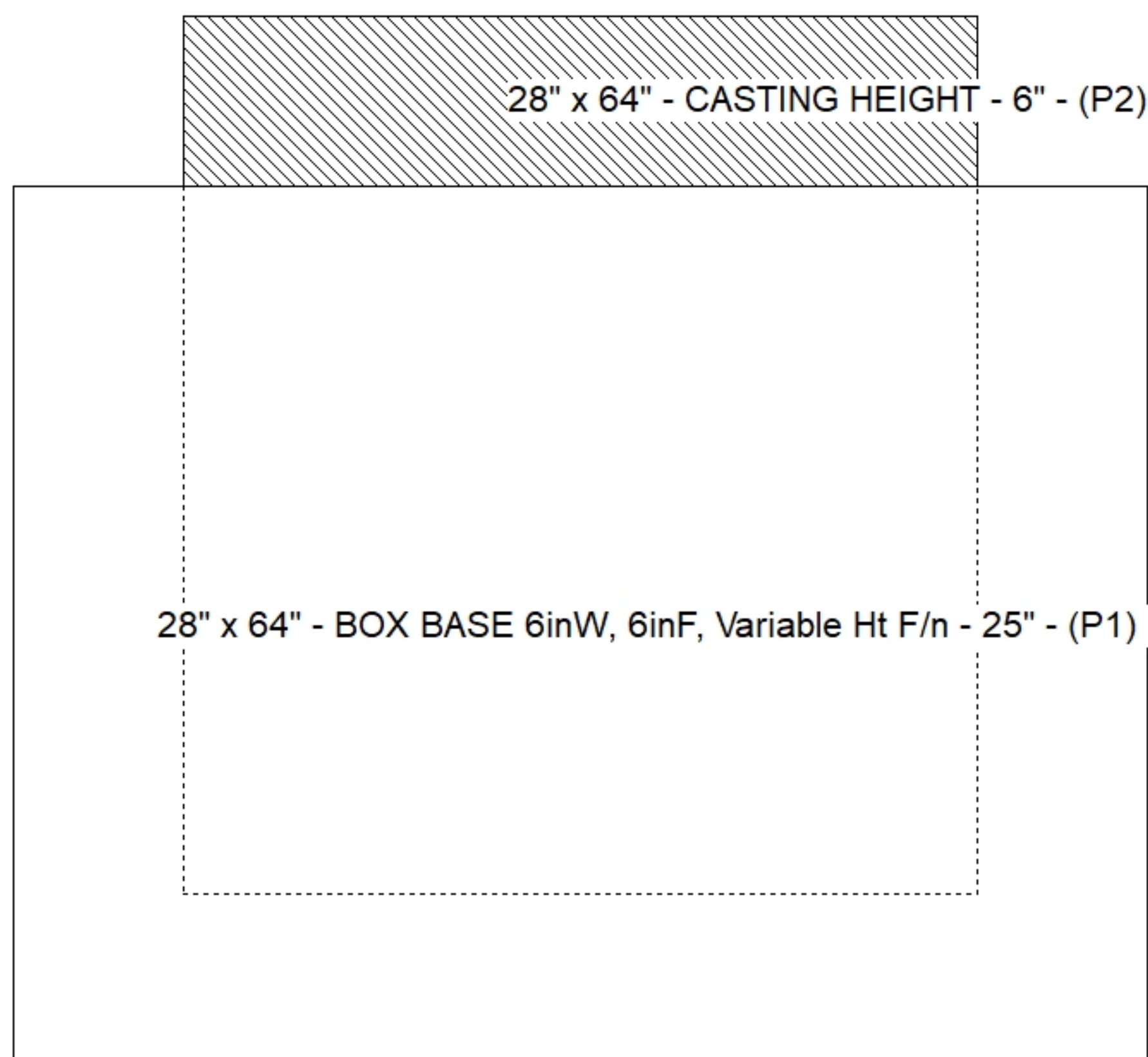
STRUCTURE SUMMARY:

P2) 28" x 64" - CASTING HEIGHT - 6"	0 lb
P1) 28" x 64" - BOX BASE 6inW, 6inF, Variable Ht F/n - 25"	3950 lb
1) CASTING - JBS 3101 Double Set (F/G/H)	1238 lb
1) 28" x 64" - Conseal CS-102 1.00"	0 lb
1) Hole - 22	0 lb
2) LINTEL BAR SLOT n/n - 7"x1"	0 lb
Structure Total:	5188 lb



Position	Elev	Angle	Pipe	Pipe OD	Hole	Connector	Up (")	Ref
Rim	571.82'							
Reducer								
Invert 1	569.39'	270°	15" RCP B WALL	19.5"	22"	Hole 22	0"	P1
Invert 2								
Invert 3	571.2'	90°	7" x 1" LINTEL BAR SLOT	7" x 1"	7" x 1"	LINTEL BAR SLOT 7"x1"	24"	P1
Invert 4	571.2'	270°	7" x 1" LINTEL BAR SLOT	7" x 1"	7" x 1"	LINTEL BAR SLOT 7"x1"	24"	P1
Invert 5								
Invert 6								
Invert 7								
Invert 8								

Cast (Int. Dim.) - Interior Dimensions



Submittal Drawing
 2/23/2026 4:38:25 PM

SUBMITTAL
 APPROVED BY: