

Job Name: 24-3511 Coles Ferry Section 18 & 19
Job Location: Lebanon, TN
Contractor: Covenant Constructors, LLC

PC: A. Chambers
 TECH: J. Horsley
 Plant: Beaver Dam, KY



Structure ID: **CB1**
 Spec: Storm
 Type: BX 6inW, 6inF
 Size: 28" x 28"

Rim: 575.2'
 Invert: 572.86'
 Rim to Invert: 2.34'

Sump: 2.25"
 Floor (Top): 572.673'
 Floor Height: 6"

Floor (Bot): 572.173'
 Overall Height: 3'
 Slack: 0.33"

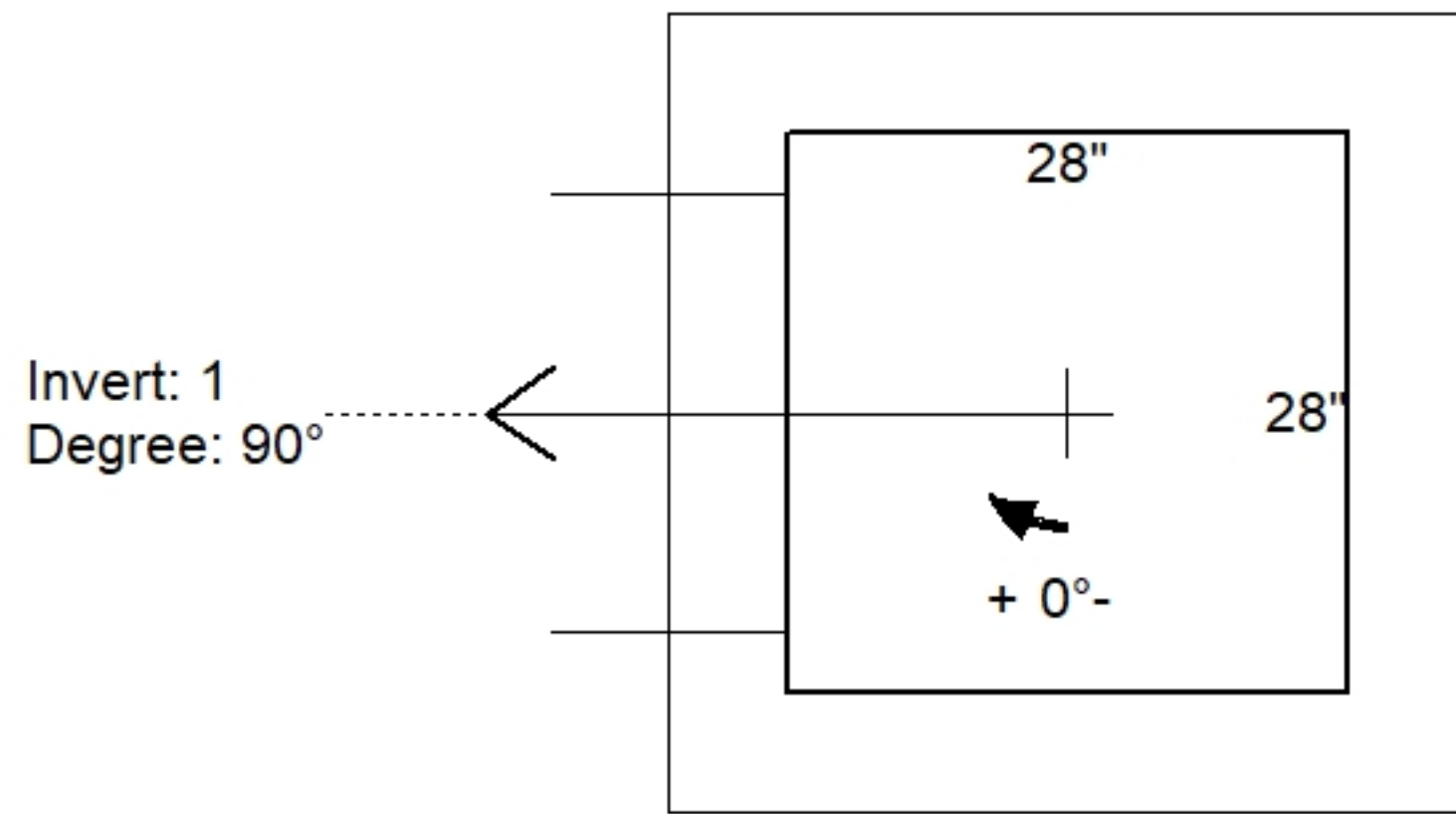
Structure Notes:

- PER ASTM C913 SPECIFICATIONS.
 - CONCRETE = 4,500 PSI AT 28 DAYS.
 - NO INVERT CHANNEL.
 - CASTING BY ICAST (JBS 3101 F/G/H)
- REINFORCING PER ASTM A615 (GRADE 60).
 - WALLS (As .31) #5 BARS AT 12" C.C.E.W.
 - FLOOR (As .31) #5 BARS AT 12" C.C.E.W.

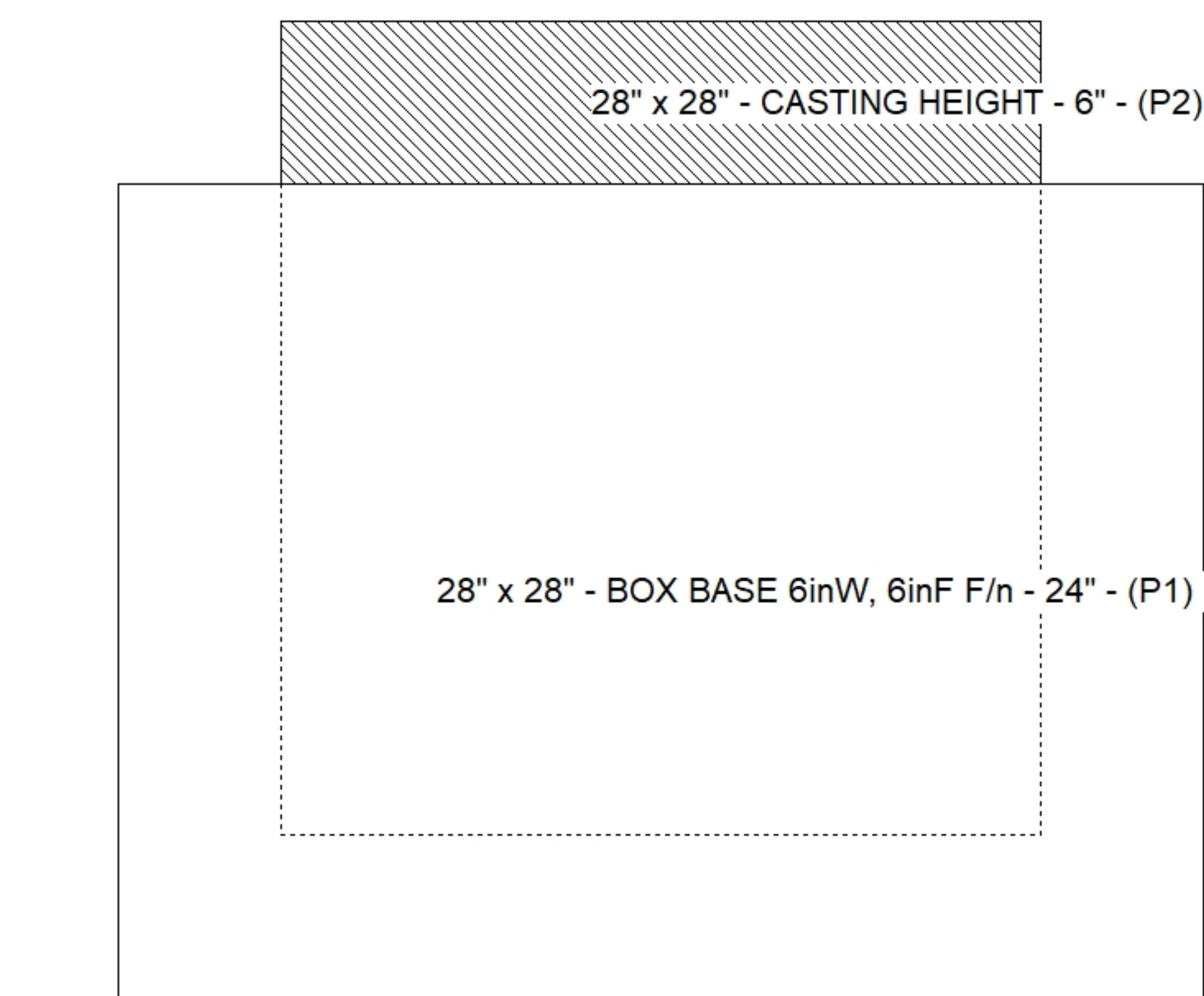
STRUCTURE SUMMARY:

P2) 28" x 28" - CASTING HEIGHT - 6"	0 lb
P1) 28" x 28" - BOX BASE 6inW, 6inF F/n - 24"	2258 lb
1) CASTING - JBS 3101 Single Set (F/G/H)	500 lb
1) 28" x 28" - Conseal CS-102 1.00"	0 lb
1) Hole - 22	0 lb

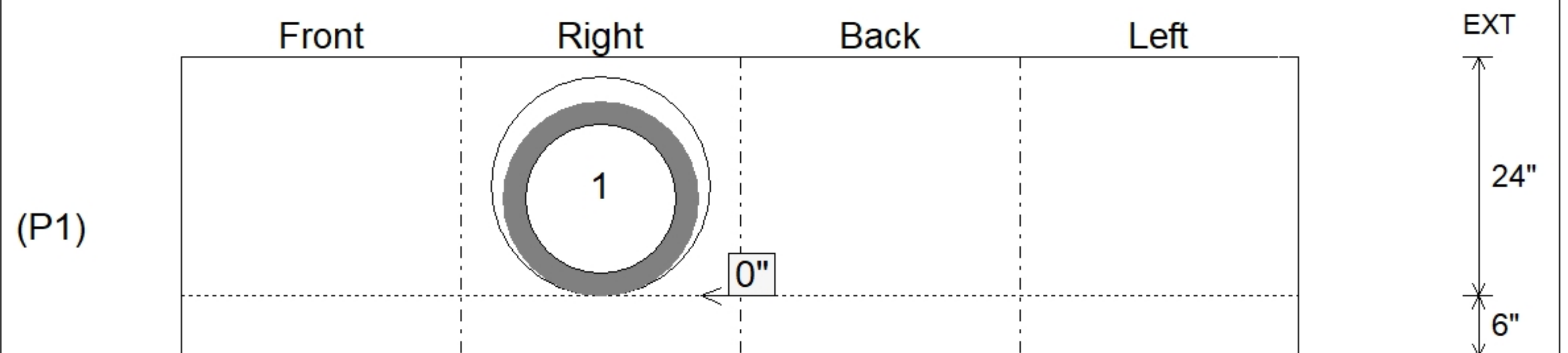
Structure Total:	2758 lb



Position	Elev	Angle	Pipe	Pipe OD	Hole	Connector	Up ()	Ref
Rim	575.2'							
Reducer								
Invert 1	572.86'	90°	15" RCP B WALL	19.5"	22"	Hole 22	0"	P1
Invert 2								
Invert 3								
Invert 4								
Invert 5								
Invert 6								
Invert 7								
Invert 8								



Cast (Int. Dim.) - Interior Dimensions



Submittal Drawing
 2/23/2026 4:38:21 PM

SUBMITTAL
 APPROVED BY: