

Job Name: 24-3462 Coles Ferry Section 20
Job Location: Lebanon, TN
Contractor: Covenant Constructors, LLC

PC: A. Chambers
 TECH: J. Horsley
 Plant: Beaver Dam, KY



Structure ID: **OCS**
 Spec: Storm
 Type: BX 8inW, 8inF
 Size: 36" x 36"

Rim: 548.5'
 Invert: 545'
 Rim to Invert: 3.5'

Sump: 0"
 Floor (Top): 545'
 Floor Height: 8"

Floor (Bot): 544.333'
 Overall Height: 4.167'
 Slack: 0"

Structure Notes:

1. PER ASTM 913 SPECIFICATIONS.
2. CONCRETE = 4,500 PSI AT 28 DAYS.
3. NO INVERT CHANNEL.
4. CASTING BY ICAST (EJ 6636 SOLID COVER)
5. 38"x38" x 1-1/2" DEEP RECESS/GRATE SEAT.

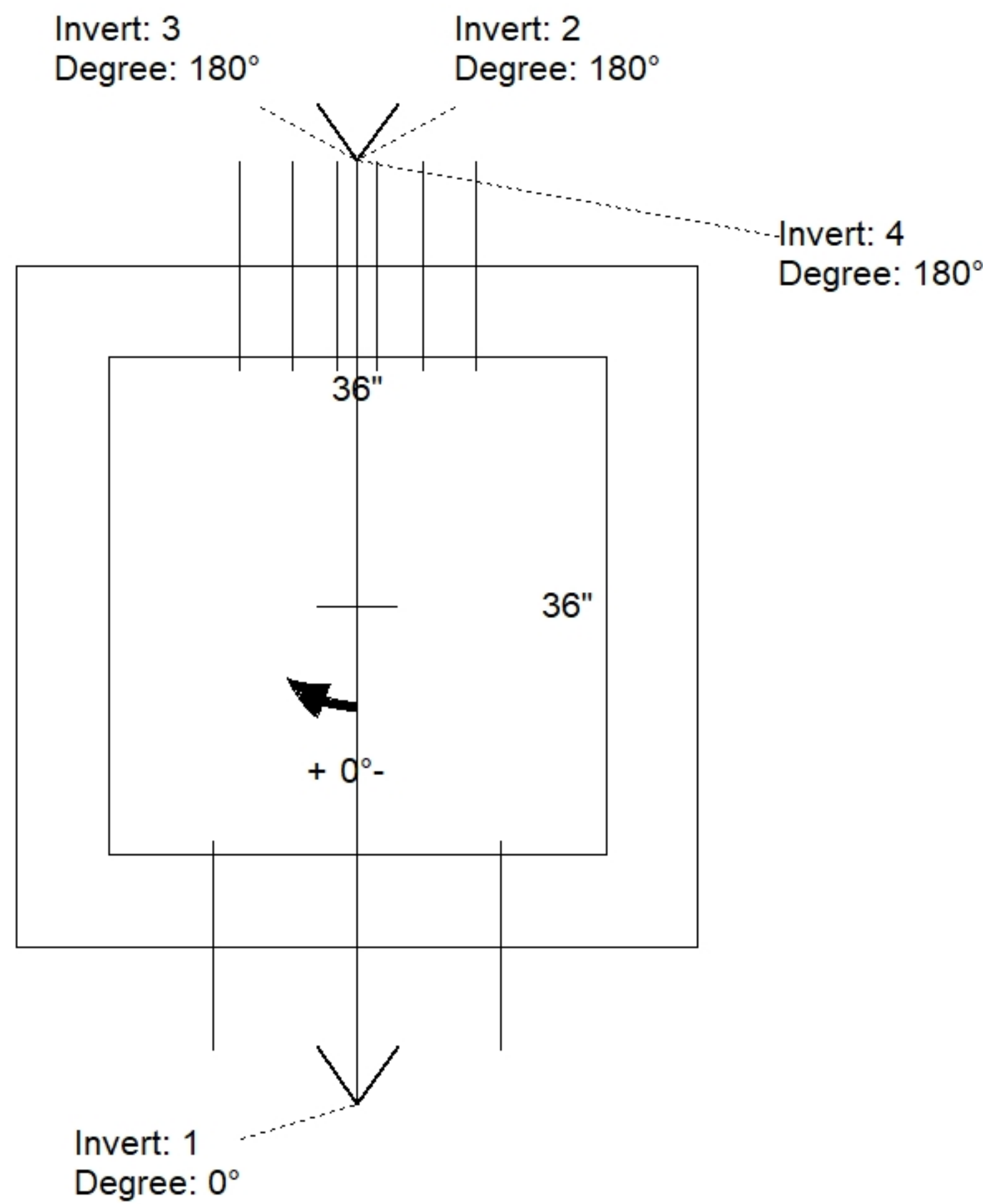
REINFORCING PER ASTM A615 (GRADE 60).
 - WALLS (As .31) #5 BARS AT 12" C.C.E.W.
 - FLOOR (As. 31) #5 BARS AT 12" C.C.E.W.

RFI:

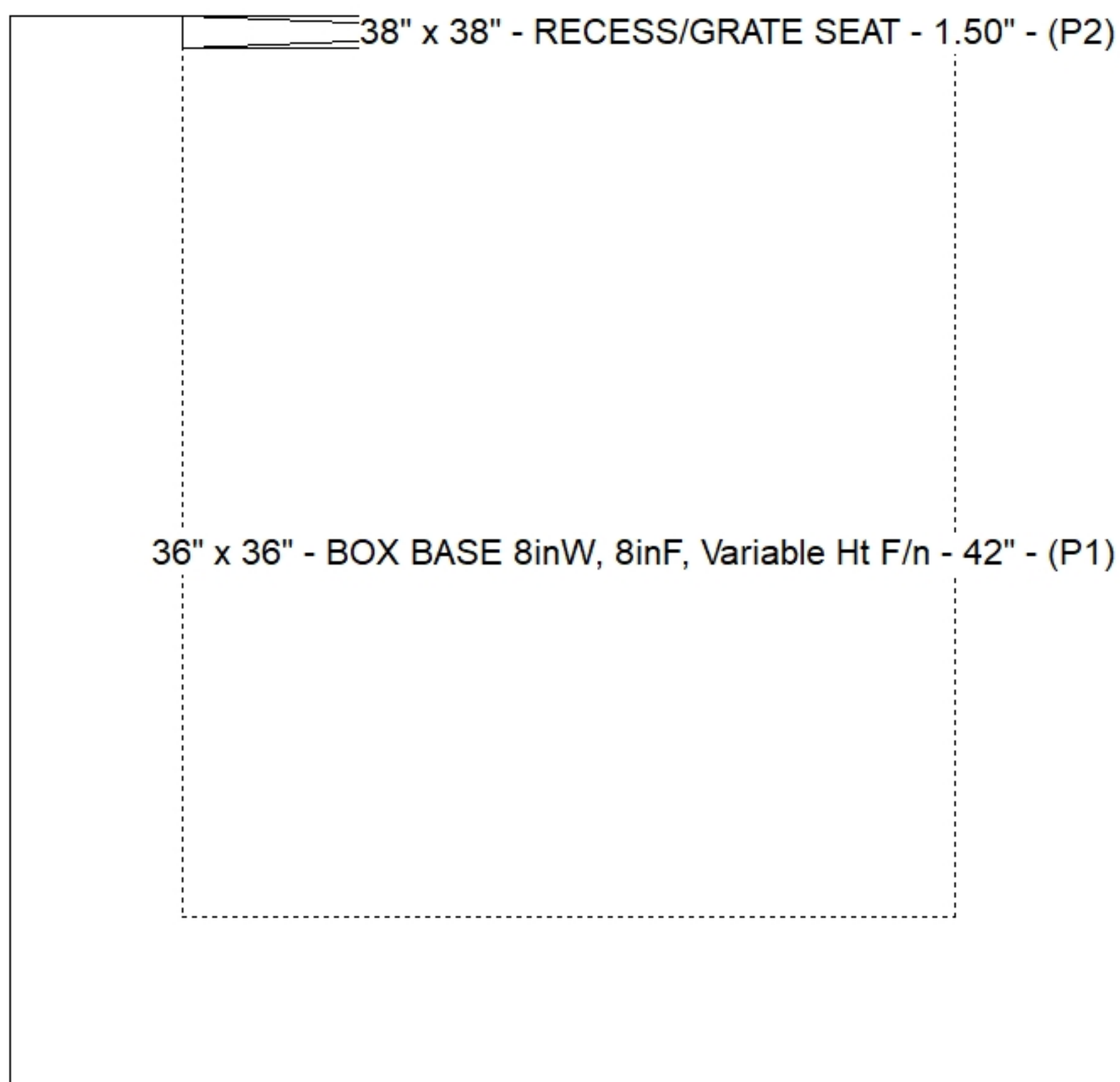
- a. VERIFY HEIGHT OF 18" WIDE WEIR OPENING.
- b. VERIFY REQUIRED CASTING TYPE.

STRUCTURE SUMMARY:

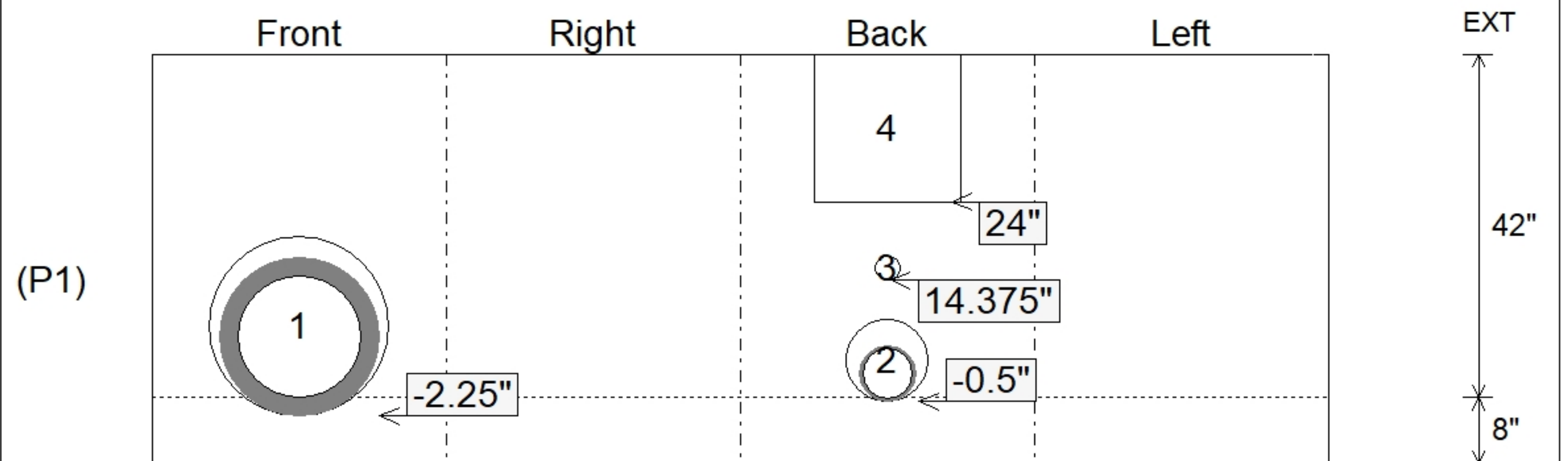
P2) 38" x 38" - RECESS/GRATE SEAT - 1.50"	0 lb
P1) 36" x 36" - BOX BASE 8inW, 8inF, Variable Ht F/n - 42"	6247 lb
1) CASTING - TRASHRACKS LSQ-36 Sq. Top Mount Trash Rack	226 lb
1) Pipe Screen - TRASHRACKS LPG-10-G Pipe Screen galvanized	25 lb
1) 36" x 36" - Conseal CS-102 1.00"	0 lb
1) Hole - 22	0 lb
1) Hole - 10	0 lb
1) Hole - 3	0 lb
1) Weir n/n - 18"x18"	0 lb
Structure Total:	6498 lb



Position	Elev	Angle	Pipe	Pipe OD	Hole	Connector	Up ()	Ref
Rim	548.5'							
Reducer								
Invert 1	545'	0°	15" RCP B WALL	19.5"	22"	Hole 22	-2.25"	P1
Invert 2	545'	180°	6" HDPE (perf pipe)	6.9"	10"	Hole 10	-0.5"	P1
Invert 3	546.2'	180°	3" Orifice	3"	3"	Hole 3	14.375"	P1
Invert 4	547'	180°	18" x 18" Weir	18" x 18"	18" x 18"	Weir 18"x18"	24"	P1
Invert 5								
Invert 6								
Invert 7								
Invert 8								



Cast (Int. Dim.) - Interior Dimensions



Submittal Drawing
 2/23/2026 3:37:13 PM

SUBMITTAL
 APPROVED BY: