

Job Name: 24-3088D Coral Ridge Section 3
 Job Location: Hillview, KY
 Contractor: Dirt Design Construction LLC

Plant: Beaver Dam

12/8/2025 11:45:40 AM

Tech: J. Coppage

PC: C. Goff



Structure ID: 36in Tall Riser

P1 MH048RS36S

MH RISER SPECIAL

- P1) 48" - MH RISER SPECIAL - 36"
- 1) 48" - SGL 1"x14.5' Butyl (2x)

2515 lb
 0 lb

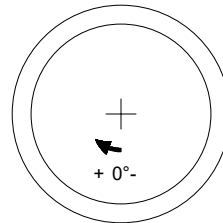
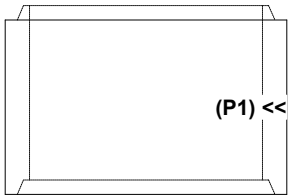
 Structure Total: 2515 lb

- Structure Notes:**
1. PER ASTM C478 SPECIFICATIONS.
 2. CONCRETE = 4,000 PSI AT 28 DAYS.
 3. REINFORCING PER ASTM A615 (GRADE 60).
 - RISER/WALLS (As .12)
 4. ****NO STEPS****

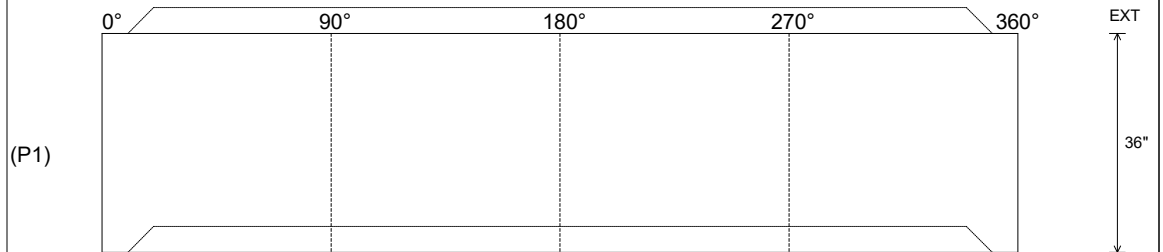
Rim: 0' Rim to Invert: 0' Slack: 0" Sump: 0" Step Position:

Position	Elev	Angle	Ext. (cw)	Pipe	Pipe OD	Connector	Hole	Horz Size	Up ()	Offset
Invert 1										
Invert 2										
Invert 3										
Invert 4										
Invert 5										
Invert 6										
Invert 7										
Invert 8										

RIGHT-SIDE UP VIEW (int. dimensions)



INSIDE WALL DIMENSIONS



Coating (Int):
 Coating (Ext):

Seam Up: Tongue
 Seam Dn: Groove

Wall Thickness: 5"
 Floor Height: 0"

Height (Int): 36"
 Height (Ext): 36"

Weight (Net): 2515 lb
 Volume (Net): 0.64cu.yd