

**Job Name: 24-2716 905 E Trinity**  
**Job Location: Nashville, TN**  
**Contractor: Hayes Pipe Supply**

PC: A. Chambers  
 TECH: K. Cardwell  
 Plant: Beaver Dam, KY



Structure ID: E2  
 Spec: Storm  
 Type: BX 6inW, 6inF  
 Size: 28" x 64"

Rim: 534.5'  
 Invert: 531.97'  
 Rim to Invert: 2.53'

Sump: 1.3"  
 Floor (Top): 531.862'  
 Floor Height: 6"

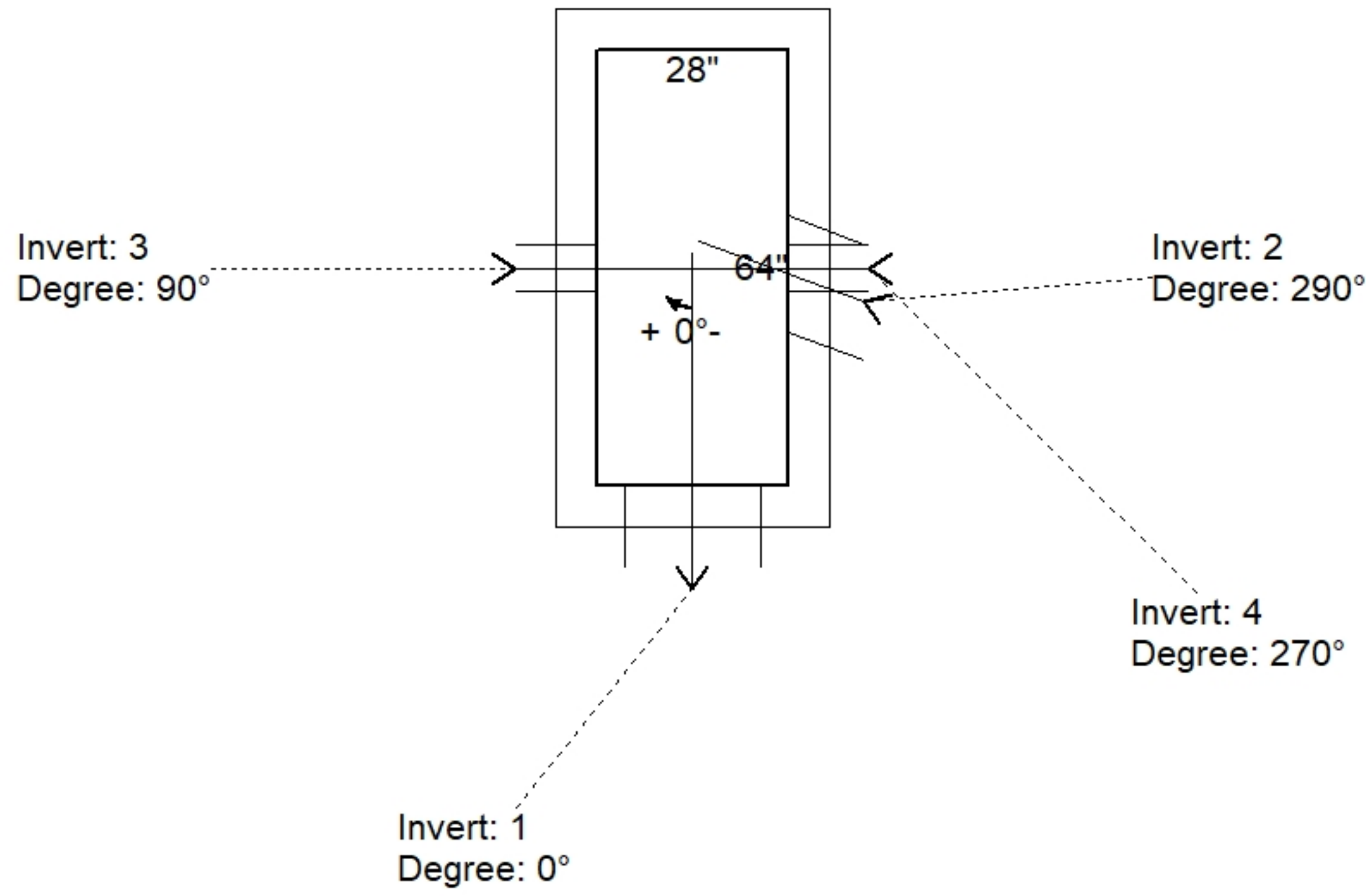
Floor (Bot): 531.362'  
 Overall Height: 3.125'  
 Slack: 0.16"

**Structure Notes:**

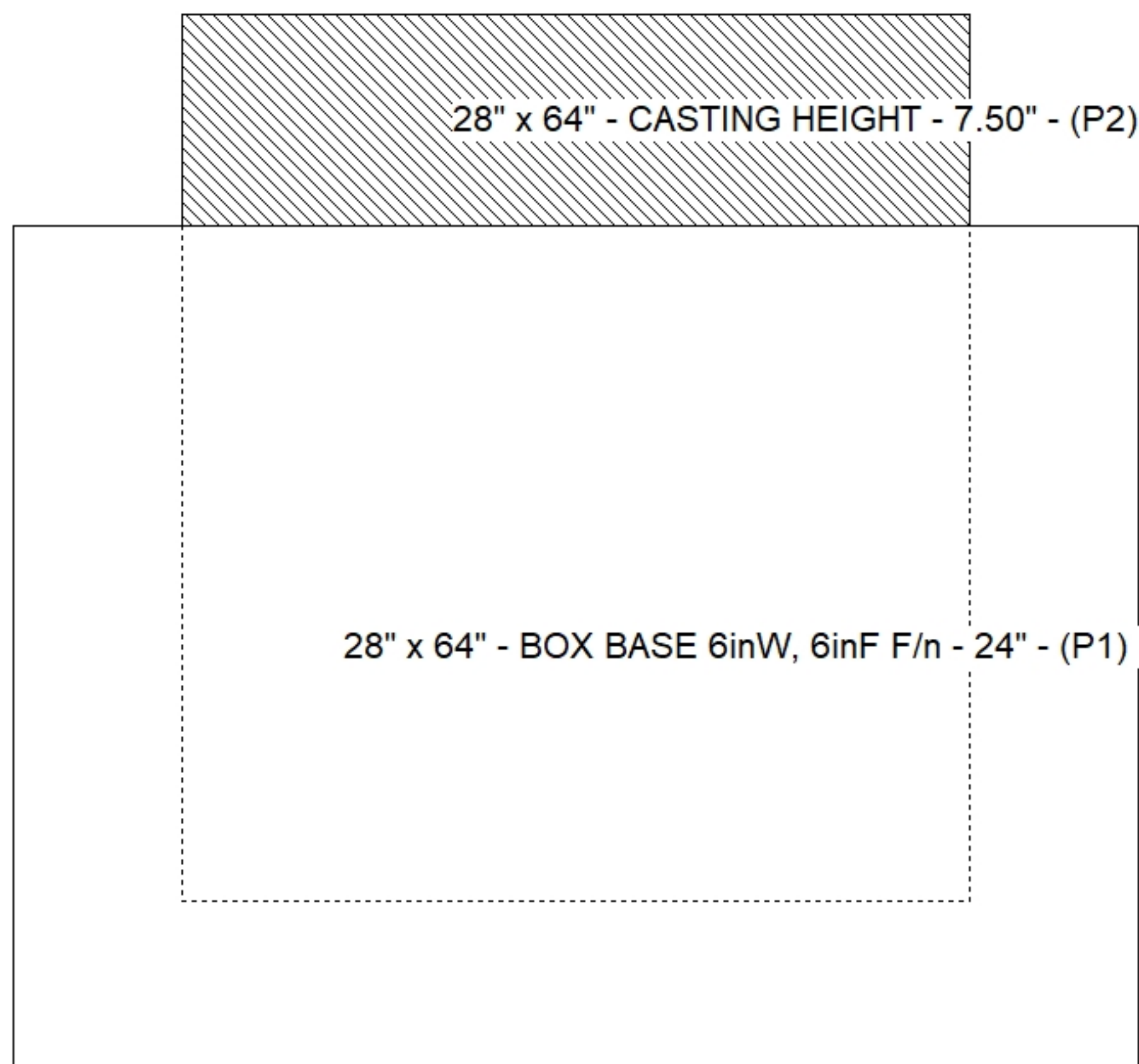
- PER ASTM C-913 SPECS
- CONCRETE: 4,000 PSI AT 28 DAYS
- REINFORCEMENT: #4 BAR @ 12" C.C. E.W. (GRADE 60)
- CASTING: 2 EA. JBS 3300-V SUPPLIED BY OTHERS
- LINTEL BARS SLOTS CENTERED IN EACH LONG WALL REQUIRED (7" LONG X 1" DEEP X FULL WIDTH OF WALL)

**STRUCTURE SUMMARY:**

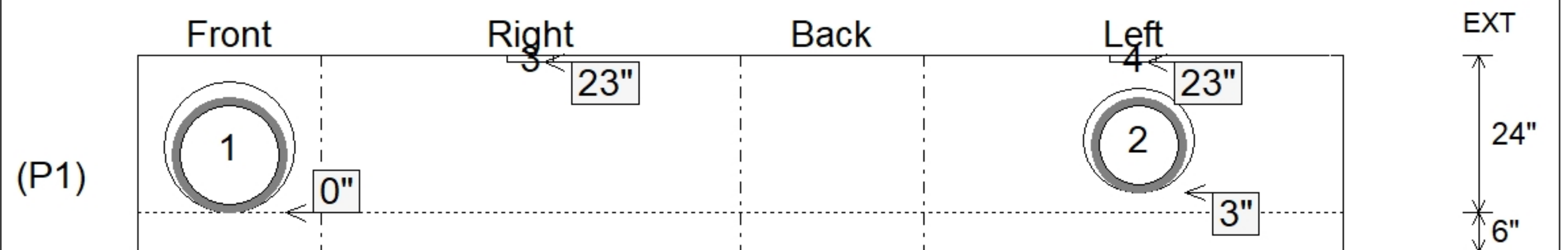
P2) 28" x 64" - CASTING HEIGHT - 7.50"	0 lb
P1) 28" x 64" - BOX BASE 6inW, 6inF F/n - 24"	3771 lb
1) 28" x 64" - Conseal CS-102 1.00"	0 lb
1) Hole - 20	0 lb
1) Hole - 16	0 lb
2) LINTEL BAR SLOT n/n - 7"x1"	0 lb
<b>Structure Total:</b>	<b>3771 lb</b>



Position	Elev	Angle	Pipe	Pipe OD	Hole	Connector	Up (")	Ref
Rim	534.5'							
Reducer								
Invert 1	531.97'	0°	15" HDPE	17.6"	20"	Hole 20	0"	P1
Invert 2	532.22'	290°	12" HDPE	14.5"	16"	Hole 16	3"	P1
Invert 3	533.775'	90°	7" x 1" LINTEL BAR SLOT	7" x 1"	7" x 1"	LINTEL BAR SLOT 7"x1"	23"	P1
Invert 4	533.775'	270°	7" x 1" LINTEL BAR SLOT	7" x 1"	7" x 1"	LINTEL BAR SLOT 7"x1"	23"	P1
Invert 5								
Invert 6								
Invert 7								
Invert 8								



**Cast (Int. Dim.) - Interior Dimensions**



Submittal Drawing  
 10/17/2025 1:12:45 PM

SUBMITTAL  
 APPROVED BY: