

Job Name: 24-2716 905 E Trinity
Job Location: Nashville, TN
Contractor: Hayes Pipe Supply

PC: A. Chambers
 TECH: K. Cardwell
 Plant: Beaver Dam, KY



Structure ID: **B4**
 Spec: Storm
 Type: STM.MH
 Size: 48"

Rim: 555.52'
 Invert: 551.56'
 Rim to Invert: 3.96'

Sump: 2.5"
 Floor (Top): 551.352'
 Floor Height: 6"

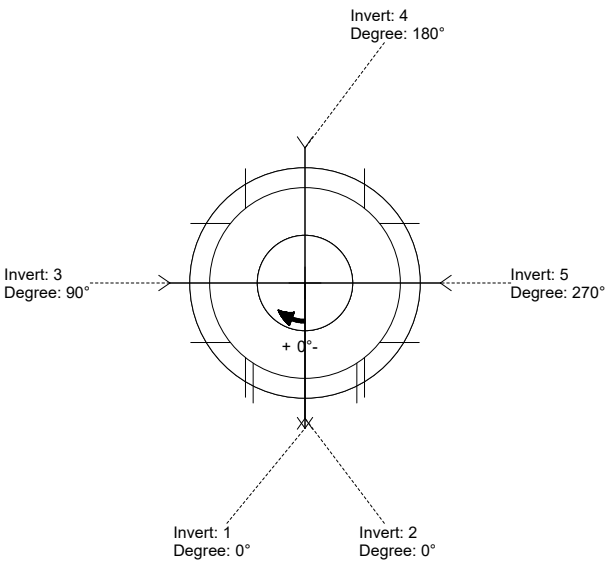
Floor (Bot): 550.852'
 Overall Height: 4.667'
 Slack: 0.02"

Structure Notes:

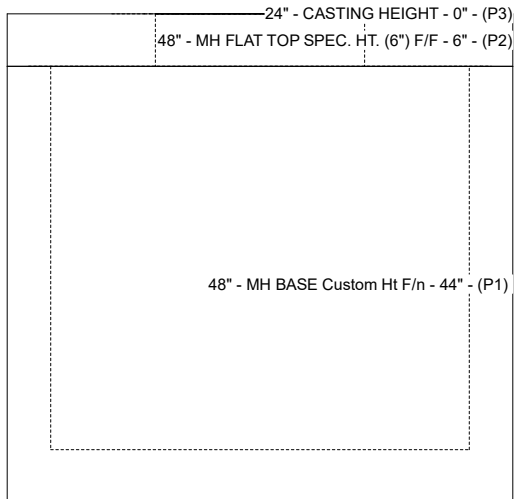
- PER ASTM C-478 SPECS
- CONCRETE: 4,000 PSI AT 28 DAYS
- REINFORCEMENT:
 - FLAT LID: #4 BAR @ 10" C.C. E.W. (GRADE 60)
 - BASE: PER ASMT A615
- NO STEPS
- CASTING: JBS 2072 SUPPLIED BY OTHERS
- CASTING FRAME TO BE CAST INTO FLAT LID FLANGE SIDE UP

STRUCTURE SUMMARY:

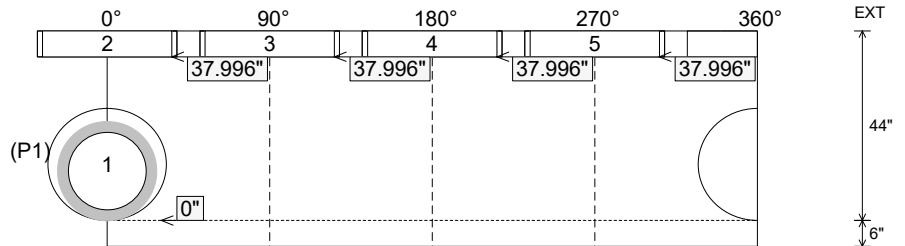
- P3) 24" - CASTING HEIGHT - 0" 0 lb
- P2) 48" - MH FLAT TOP SPEC. HT. (6") F/F - 6" 1440 lb
- P1) 48" - MH BASE Custom Ht F/n - 44" 3849 lb
- 1) 48" - Conseal CS-102 1.00" 0 lb
- 1) Hole - 26 0 lb
- 4) Horiz Slot n/n - 30"x6" 0 lb
- Structure Total: 5289 lb**



Position	Elev	Angle	Pipe	Pipe OD	Hole	Connector	Up (L)	Ref
Rim	555.52'							
Reducer								
Invert 1	551.56'	0°	18" RCP B WALL	23"	26"	Hole 26	0"	P1
Invert 2	554.518'	0°	30" x 6" Horiz Slot	30" x 6"	30" x 6"	Horiz Slot 30"x6"	37.996"	P1
Invert 3	554.518'	90°	30" x 6" Horiz Slot	30" x 6"	30" x 6"	Horiz Slot 30"x6"	37.996"	P1
Invert 4	554.518'	180°	30" x 6" Horiz Slot	30" x 6"	30" x 6"	Horiz Slot 30"x6"	37.996"	P1
Invert 5	554.518'	270°	30" x 6" Horiz Slot	30" x 6"	30" x 6"	Horiz Slot 30"x6"	37.996"	P1
Invert 6								
Invert 7								
Invert 8								



Cast (Int. Dim.) - Interior Dimensions



Submittal Drawing
 10/13/2025 3:52:48 PM

SUBMITTAL
 APPROVED BY: