

Job Name: 24-2716 905 E Trinity  
 Job Location: Nashville, TN  
 Contractor: Hayes Pipe Supply

Plant: Beaver Dam, KY  
 10/14/2025 9:34:52 AM

Tech: K. Cardwell  
 PC: A. Chambers



**Structure ID: A5**

**P1 MH072BA60**

**MH BASE T/n**

- P4) 28" x 28" - CASTING HEIGHT - 7.50"
- P3) 72" - MH FLAT TOP w/28"x28" Hole F/G - 15"
- P2) 72" - MH RISER T/G - 30"
- P1) 72" - MH BASE T/n - 60"
- 2) 72" - Conseal CS-102 1.00"
- 1) 28" x 28" - Conseal CS-102 1.00"
- 1) Hole - 48
- 1) Hole - 58 x 42
- 8) MH Step ML-10-TDS-NCR - 10"

0 lb  
 6325 lb  
 4373 lb  
 10231 lb  
 0 lb  
 0 lb  
 0 lb  
 0 lb  
 0 lb  
 0 lb  
 Structure Total: 20929 lb


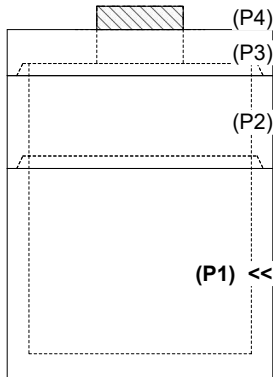
- Structure Notes:**
1. PER ASTM C-478 SPECS
  2. CONCRETE: 4,000 PSI AT 28 DAYS
  3. REINFORCEMENT: PER ASTM A615
  4. STEPS AT 90 DEGREES
  5. CASTING: JBS 3300-V SUPPLIED BY OTHERS

Rim: 539.65' Rim to Invert: 9.09' Slack: 1.08" Sump: 4.5" Step Position: 90°

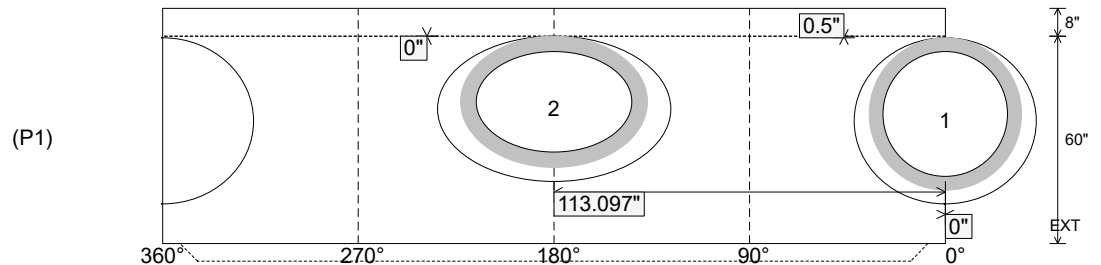
Position	Elev	Angle	Ext. (cw)	Pipe	Pipe OD	Connector	Hole	Horz Size	Up ( )	Offset
Invert 1	530.56'	0°	0"	36" RCP B WALL	44"	Hole 48	48"	52.54"	0.5"	0"
Invert 2	530.56'	180°	135.088"	45" x 29" ELL RCP	54" x 38"	Hole 58 x 42	58" x 42"	67.436"	0"	0"
Invert 3										
Invert 4										
Invert 5										
Invert 6										
Invert 7										
Invert 8										

RIGHT-SIDE UP VIEW (int. dimensions)

UPSIDE-DOWN VIEW (int. dimensions)



INSIDE WALL DIMENSIONS



Coating (Int):  
 Coating (Ext):

Seam Up: Tongue  
 Seam Dn: n/a

Wall Thickness: 7"  
 Floor Height: 8"

Height (Int): 60"  
 Height (Ext): 68"

Weight (Net): 10231 lb  
 Volume (Net): 2.61cu.yd