

Job Name: 24-2716 905 E Trinity
 Job Location: Nashville, TN
 Contractor: Hayes Pipe Supply

Plant: Beaver Dam, KY
 10/14/2025 9:34:48 AM

Tech: K. Cardwell
 PC: A. Chambers



Structure ID: A1 (Stm)

P1 MH072BAVF

MH BASE Custom Ht F/n

- P3) 30" x 30" - CASTING HEIGHT - 6"
- P2) 72" - MH FLAT TOP w/30"x30" Hole F/F - 10"
- P1) 72" - MH BASE Custom Ht F/n - 47"
- 1) 72" - Conseal CS-102 1.00"
- 1) 30" x 30" - Conseal CS-102 1.00"
- 2) Hole - 58 x 42
- 4) MH Step ML-10-TDS-NCR - 10"

0 lb
 4119 lb
 8211 lb
 0 lb
 0 lb
 0 lb
 0 lb

 0 lb
 Structure Total: 12330 lb


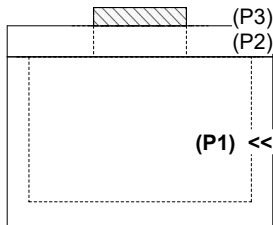
- Structure Notes:**
1. PER ASTM C-478 SPECS
 2. CONCRETE: 4,000 PSI AT 28 DAYS
 3. REINFORCEMENT: PER ASTM A615
 4. STEPS AT 90 DEGREES
 5. CASTING: JBS 4310 SUPPLIED BY OTHERS

Rim: 532.53' Rim to Invert: 4.94' Slack: 0.78" Sump: 4.5" Step Position: 90°

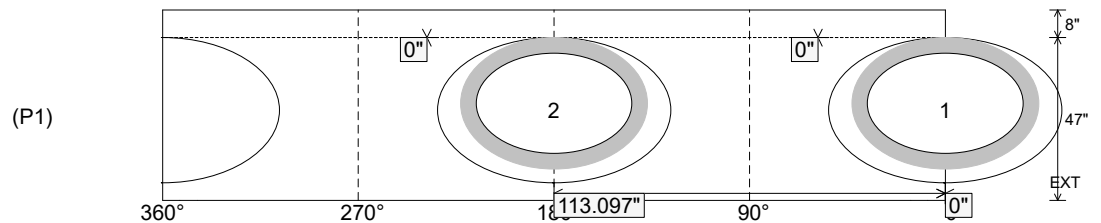
Position	Elev	Angle	Ext. (cw)	Pipe	Pipe OD	Connector	Hole	Horz Size	Up ()	Offset
Invert 1	527.59'	0°	0"	45" x 29" ELL RCP	54" x 38"	Hole 58 x 42	58" x 42"	67.436"	0"	0"
Invert 2	527.59'	180°	135.088"	45" x 29" ELL RCP	54" x 38"	Hole 58 x 42	58" x 42"	67.436"	0"	0"
Invert 3										
Invert 4										
Invert 5										
Invert 6										
Invert 7										
Invert 8										

RIGHT-SIDE UP VIEW (int. dimensions)

UPSIDE-DOWN VIEW (int. dimensions)



INSIDE WALL DIMENSIONS



Coating (Int):
 Coating (Ext):

Seam Up: Flat
 Seam Dn: n/a

Wall Thickness: 7"
 Floor Height: 8"

Height (Int): 47"
 Height (Ext): 55"

Weight (Net): 8211 lb
 Volume (Net): 2.1cu.yd