

Job Name: 24-2570 KY Oak Glenmary 48in Main Rehab Ph.2
Job Location: Louisville, KY
Contractor: Garney Companies, Inc.

PC: A. Chambers
 TECH: J. Coppage
 Plant: Beaver Dam



Structure ID: **MWV 05**
 Spec: Storm
 Type: BX 8inW, (Open Btm)
 Size: 78" x 84"

Rim: 7.33'
 Invert: 0'
 Rim to Invert: 7.33'

Sump: 1.375"
 Floor (Top): -0.115'
 Floor Height: 0"

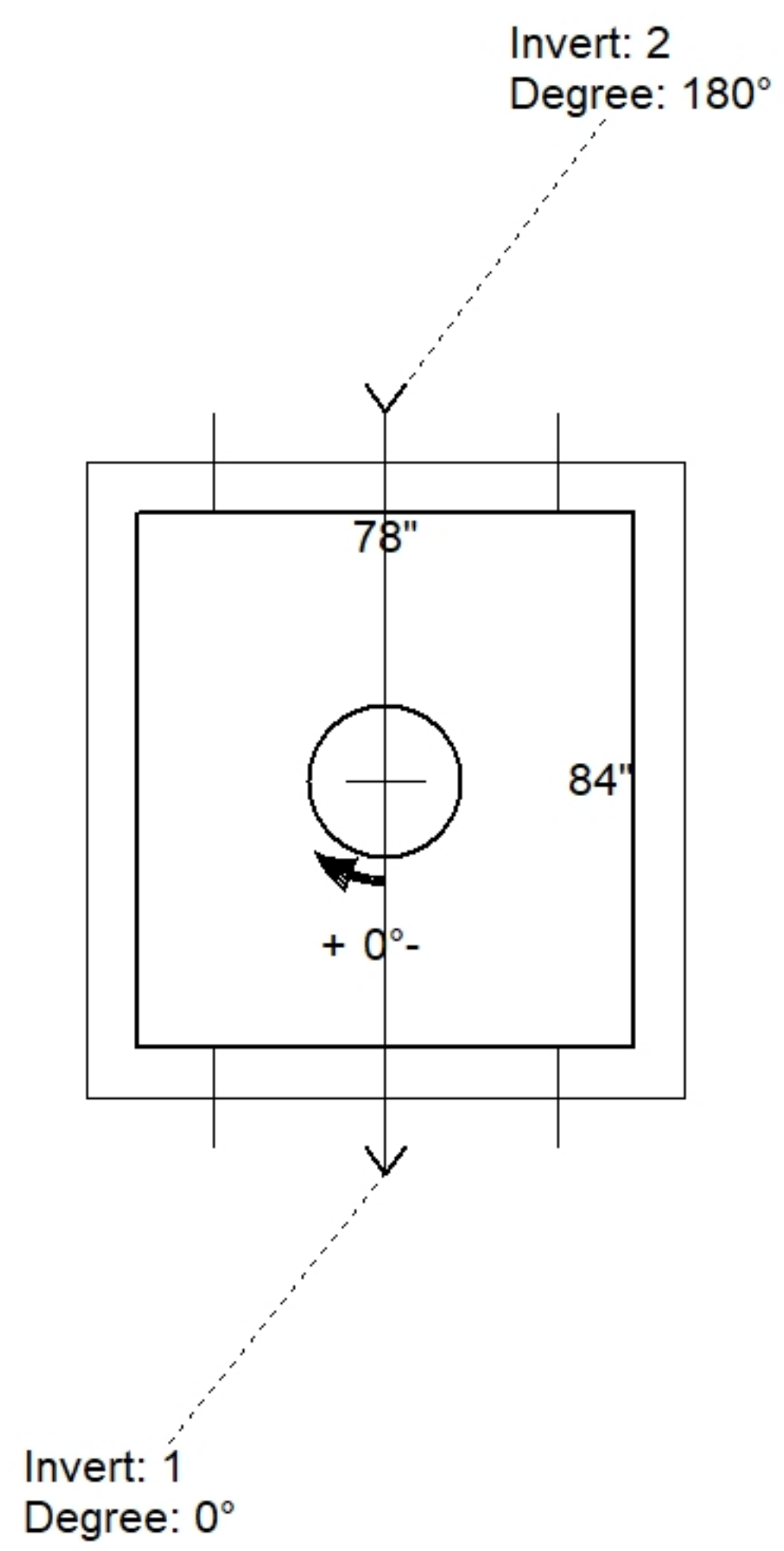
Floor (Bot): -0.115'
 Overall Height: 6.667'
 Slack: 9.335"

Structure Notes:

STRUCTURE SUMMARY:

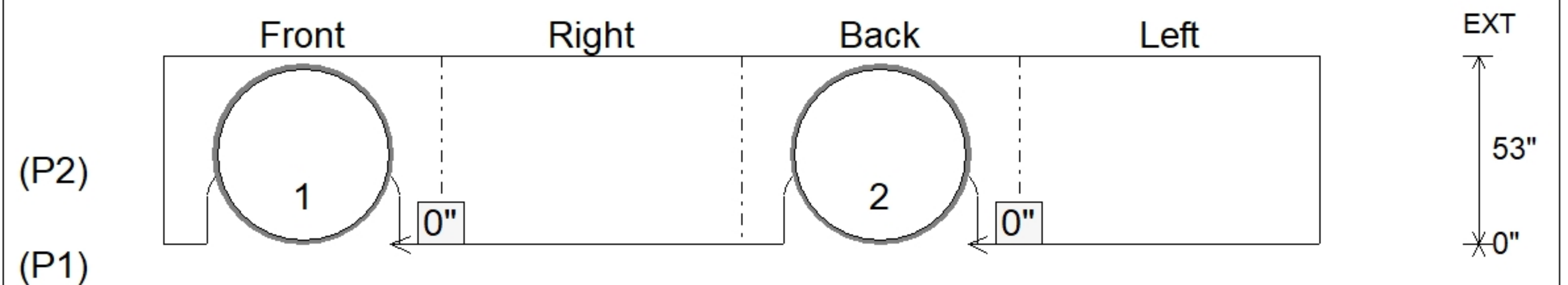
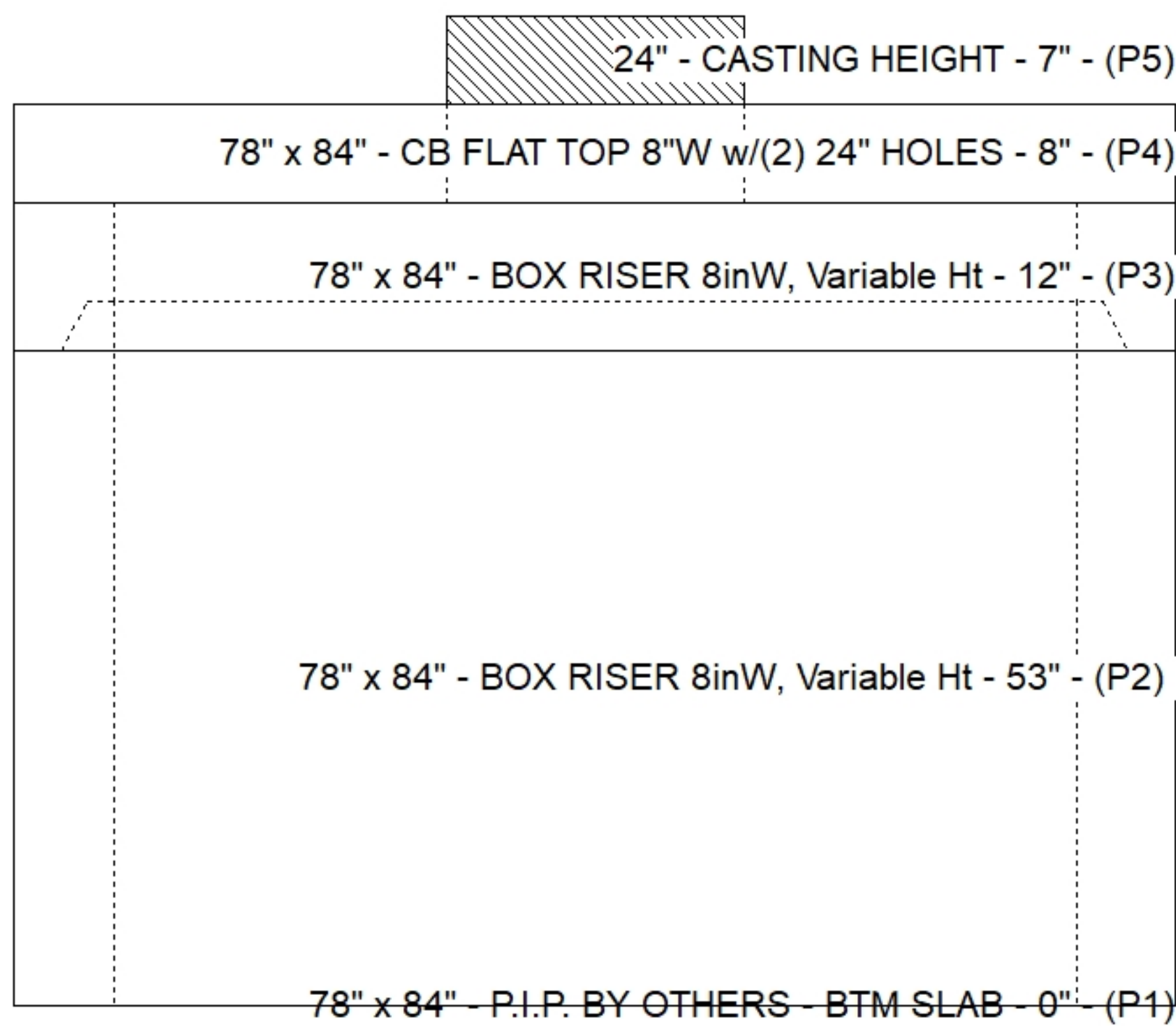
P5) 24" - CASTING HEIGHT - 7"	0 lb
P4) 78" x 84" - CB FLAT TOP 8"W w/(2) 24" HOLES - 8"	5703 lb
P3) 78" x 84" - BOX RISER 8inW, Variable Ht - 12"	2868 lb
P2) 78" x 84" - BOX RISER 8inW, Variable Ht - 53"	10919 lb
P1) 78" x 84" - P.I.P. BY OTHERS - BTM SLAB - 0"	0 lb
2) 24" x 120" - FOOTING SLAB 24"x120"x8" - BLKGSTM	3856 lb
2) DOGHOUSE - 54"x27"	0 lb

Structure Total:	23345 lb



Position	Elev	Angle	Pipe	Pipe OD	Hole	Connector	Up ()	Ref
Rim	7.33'							
Reducer								
Invert 1	0'	0°	48" DI	50.75"	54" x 27"	DOGHOUSE 54"x27"	0"	P2
Invert 2	0'	180°	48" DI	50.75"	54" x 27"	DOGHOUSE 54"x27"	0"	P2
Invert 3								
Invert 4								
Invert 5								
Invert 6								
Invert 7								
Invert 8								

Default - Interior Dimensions



Submittal Drawing
 12/10/2025 3:45:11 PM

SUBMITTAL
 APPROVED BY: