

**Job Name: 24-1634D KYTC Christian Co. ID 241302 Thompsonville Ln**  
**Job Location: Oak Grove, KY**  
**Contractor: Mick-Murf Construction Inc.**

PC: C. Goff  
 TECH: N. Richards  
 Plant: Beaver Dam



Structure ID: **JB-98 173+14 LT**  
 Spec: KYTC  
 Type: Junction Box B1  
 Size: 24" x 24"

Rim: 554.57'  
 Invert: 551.4'  
 Rim to Invert: 3.17'

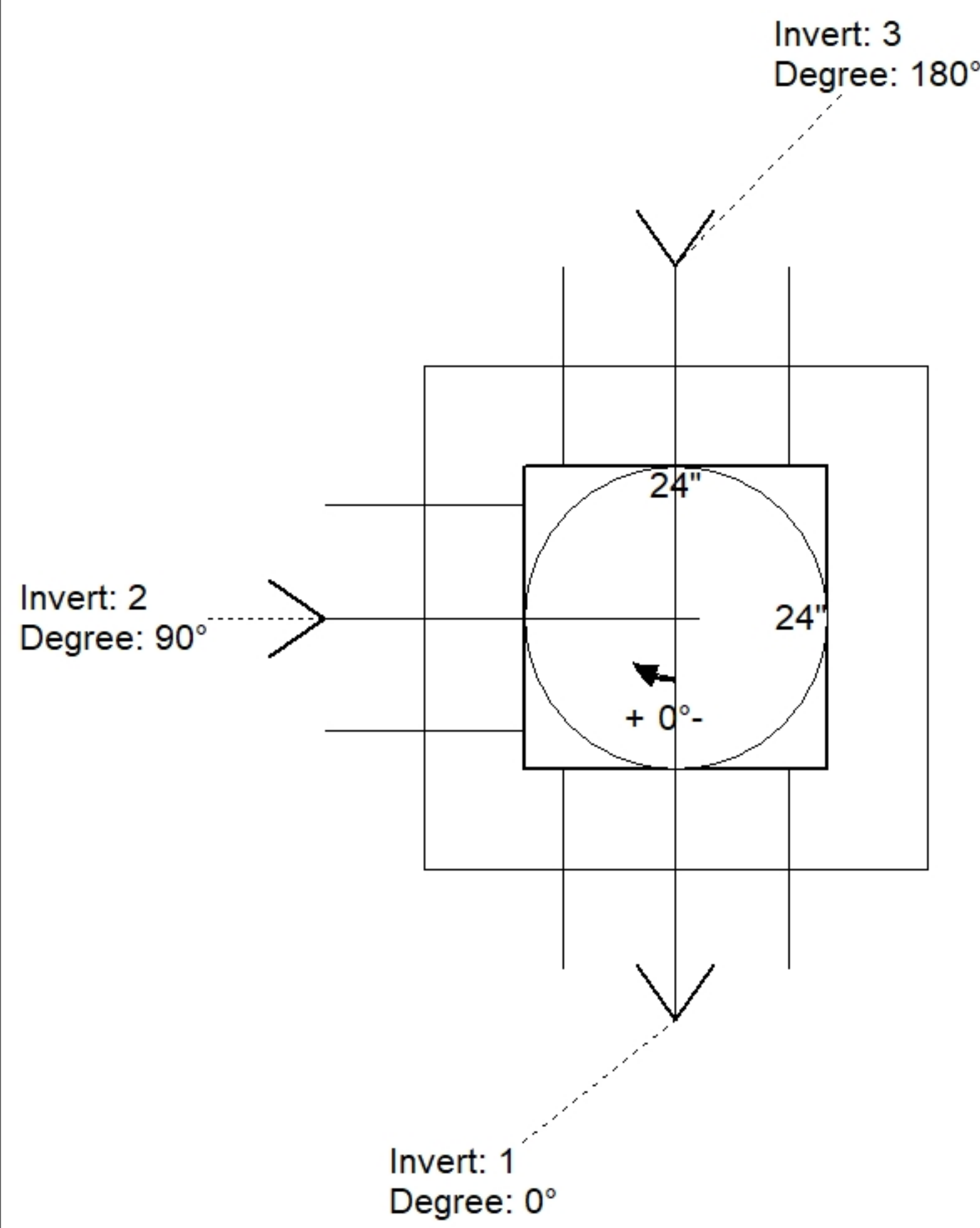
Sump: 0"  
 Floor (Top): 551.4'  
 Floor Height: 8"

Floor (Bot): 550.733'  
 Overall Height: 3.833'  
 Slack: 0.04"


**Structure Notes:**  
 -KYTC STATE PROJECT 241302.  
 -MANUFACTURED TO KYTC & ASTM C-913 SPECIFICATIONS.  
 -#5 BAR @ 12" C/C E.W. (TYP.)  
 -CS-102-1" BUTYL MASTIC (SUPPLIED BY ICAST).  
 -J.R. HOE KY-206 TYPE 1 FRAME & COVER CAST INTO TOP SLAB.  
 (SUPPLIED BY ICAST).

**STRUCTURE SUMMARY:**

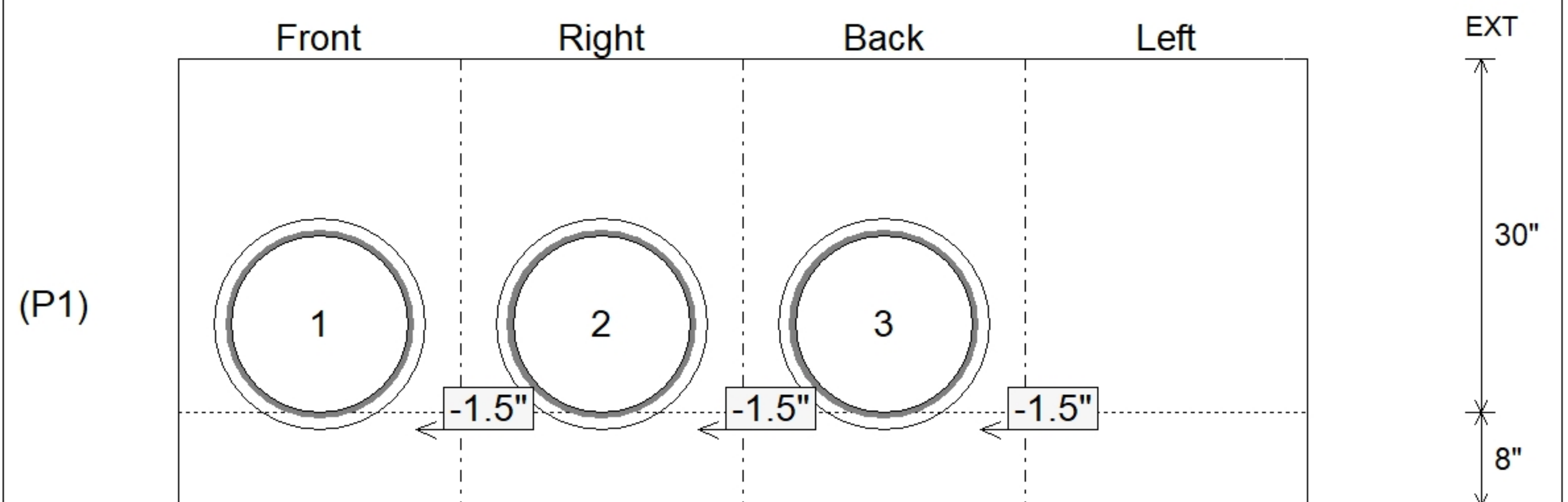
P2) 24" x 24" - BX FLAT LID 8inW SPEC. (KY JB-B1) - 8"	770 lb
P1) 24" x 24" - BOX BASE 8inW, 8inF - 30"	3139 lb
1) 24" x 24" - SGL 1"x14.5' Butyl	0 lb
3) Hole - 18	0 lb
<b>Structure Total:</b>	<b>3910 lb</b>



Position	Elev	Angle	Pipe	Pipe OD	Hole	Connector	Up (L)	Ref
Rim	554.57'							
Reducer								
Invert 1	551.4'	0°	15" CMP	16"	18"	Hole 18	-1.5"	P1
Invert 2	551.4'	90°	15" CMP	16"	18"	Hole 18	-1.5"	P1
Invert 3	551.4'	180°	15" CMP	16"	18"	Hole 18	-1.5"	P1
Invert 4								
Invert 5								
Invert 6								
Invert 7								
Invert 8								



**Default - Interior Dimensions**



Submittal Drawing  
 11/14/2025 2:37:13 PM

SUBMITTAL  
 APPROVED BY: