

Job Name: 24-1634D KYTC Christian Co. ID 241302 Thompsonville Ln.  
 Job Location: Oak Grove, Ky.  
 Contractor: Mick-Murf Construction Inc.

Plant: Beaver Dam  
 4/23/2025 3:23:35 PM

Tech: N. Richards  
 PC: C. Goff



**Structure ID: CBI-68 150+25 LT**

**P1 BX2436-08BVF**

**BOX BASE 8inW, 8inF, Variable Ht T/n**

P3) 24" x 120" - CB INLET KY A 10' TOP LEFT F/G - 10"	3400 lb
P2) 24" x 120" - CB INLET KY A 10' BOTTOM LEFT T/G - 18"	5270 lb
P1) 24" x 36" - BOX BASE 8inW, 8inF, Variable Ht T/n - 32"	3942 lb
1) 24" x 36" - SGL 1"x14.5' Butyl	0 lb
2) Hole - 22	0 lb
1) Hole - 18	0 lb
2) Hole - 6	0 lb
Structure Total:	12612 lb

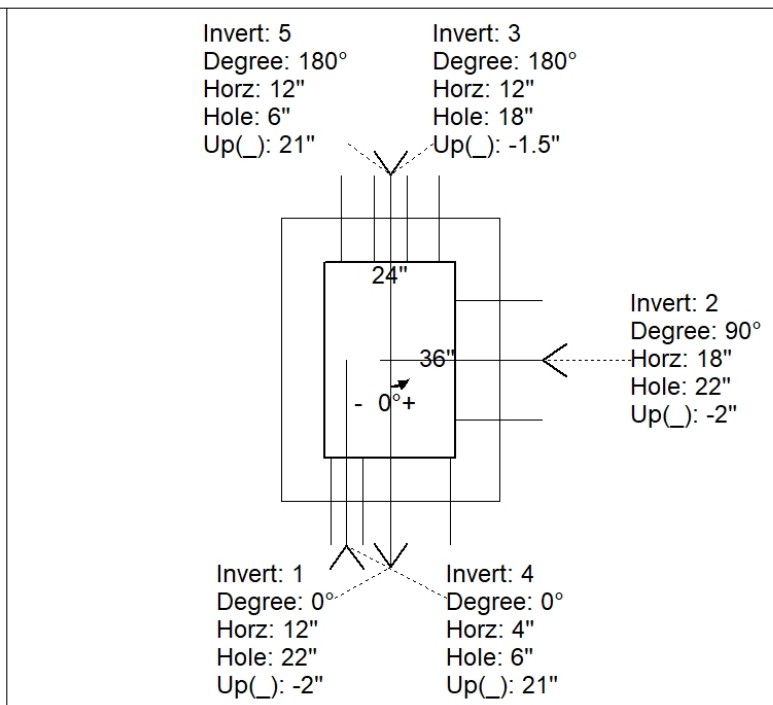
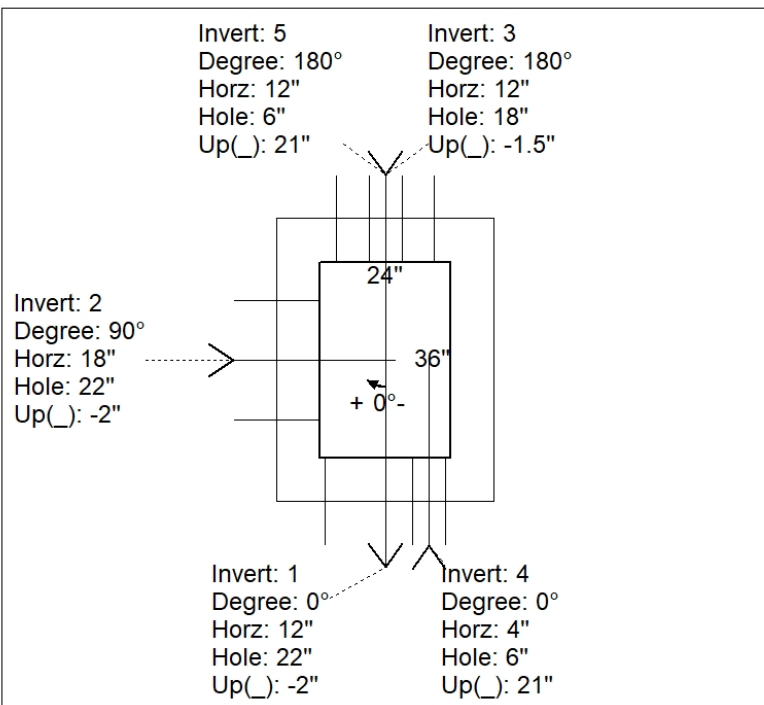
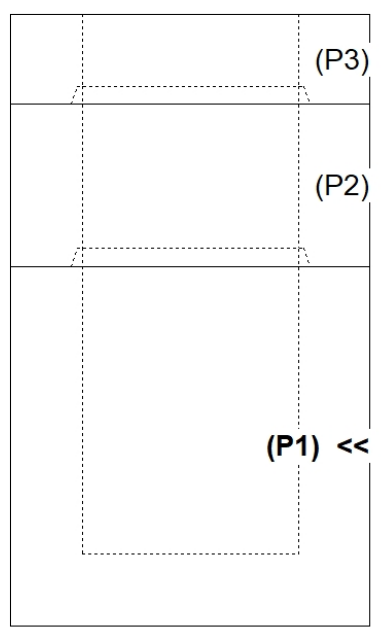
**Structure Notes:**  
 -KYTC STATE PROJECT 241302.  
 -MANUFACTURED TO KYTC & ASTM C-913 SPECIFICATIONS.  
 -#5 BAR @ 12" C/C E.W. (TYP.)  
 -CS-102-1" BUTYL MASTIC (SUPPLIED BY ICAST).  
 -"RIM" ELEVATION SHOWN IS TOP OF CURB/TOP PHASE.  
 -I.E. OF 18" CROSS PIPE FROM CBI 62 TO BE VERIFIED.  
 (SHEETS R23 AND R121 VARY).

Rim: 537.61' Rim to Invert: 5.09' Slack: 1.08" Sump: 0" Step Position:

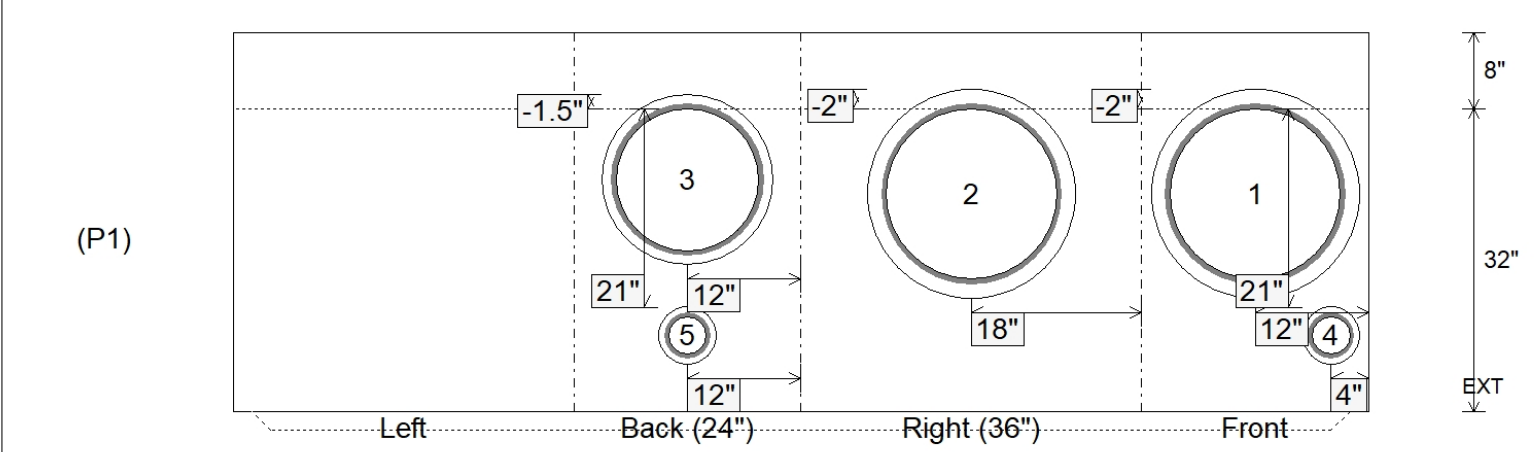
Position	Elev	Angle	Ext. (cw)	Pipe	Pipe OD	Connector	Hole	Horz Size	Up ( )	Offset
Invert 1	532.52'	0°	20"	18" CMP	19"	Hole 22	22"	22"	-2"	0"
Invert 2	532.52'	90°	26"	18" CMP	19"	Hole 22	22"	22"	-2"	0"
Invert 3	532.52'	180°	20"	15" CMP	16"	Hole 18	18"	18"	-1.5"	0"
Invert 4	534.35'	0°	12"	4" HDPE	4.8"	Hole 6	6"	6"	21"	-8"
Invert 5	534.35'	180°	20"	4" HDPE	4.8"	Hole 6	6"	6"	21"	0"
Invert 6										
Invert 7										
Invert 8										

RIGHT-SIDE UP VIEW (int. dimensions)

UPSIDE-DOWN VIEW (int. dimensions)



INSIDE WALL DIMENSIONS



Coating (Int): Coating (Ext):	Seam Up: Tongue Seam Dn: n/a	Wall Thickness: 8" Floor Height: 8"	Height (Int): 32" Height (Ext): 40"	Weight (Net): 3942 lb Volume (Net): 1.01cu.yd
----------------------------------	---------------------------------	--	--	--