

Job Name: 24-1634D KYTC Christian Co. ID 241302 Thompsonville Ln
Job Location: Oak Grove, KY
Contractor: Mick-Murf Construction Inc.

PC: C. Goff
 TECH: N. Richards
 Plant: Beaver Dam



Structure ID: **CBI-51 141+37 LT**
 Spec: KYTC
 Type: CBI TYPE A (10')
 Size: 24" x 36"

Rim: 539.79'
 Invert: 534.7'
 Rim to Invert: 5.09'

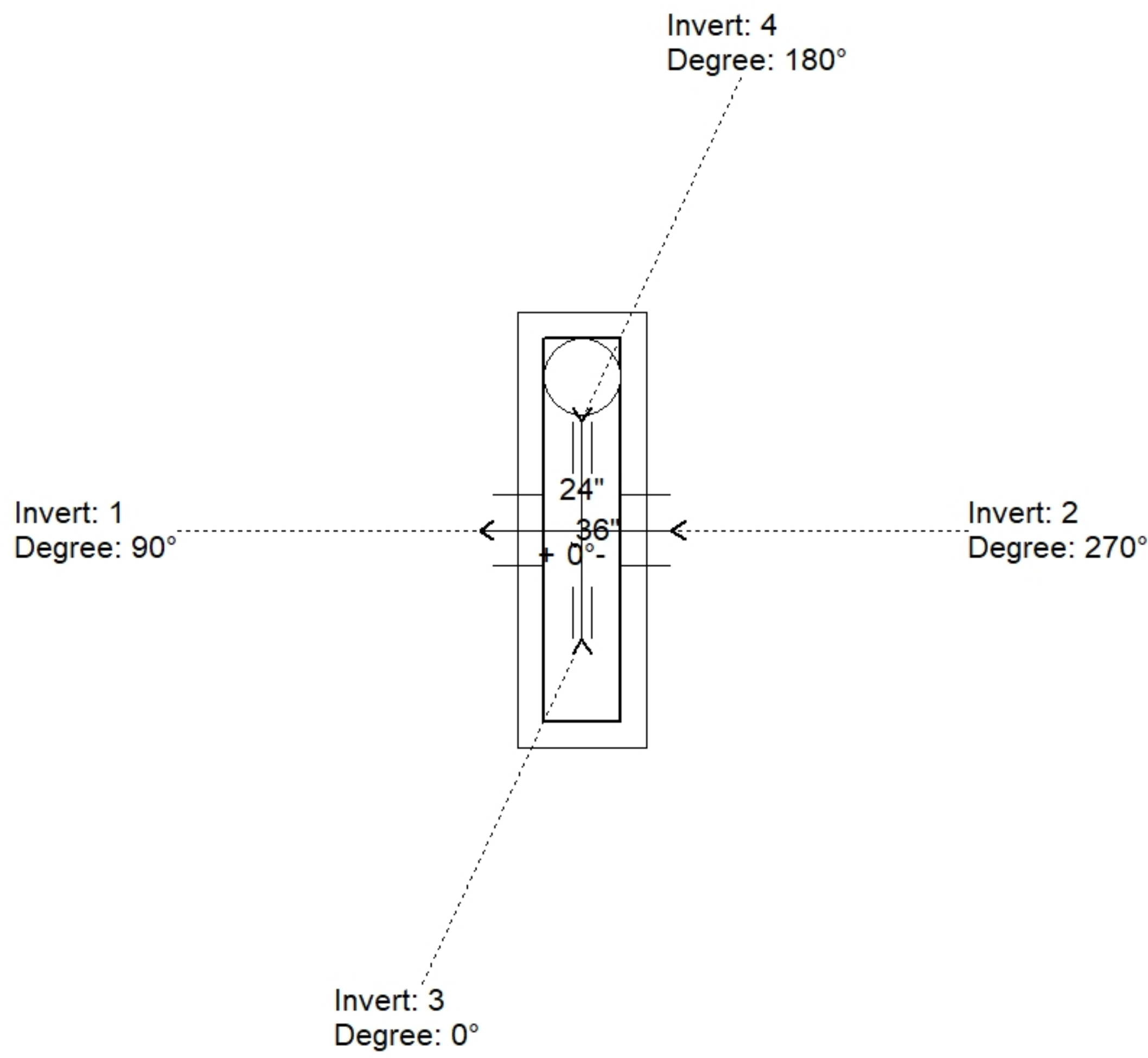
Sump: 0"
 Floor (Top): 534.7'
 Floor Height: 8"

Floor (Bot): 534.033'
 Overall Height: 5.667'
 Slack: 1.08"

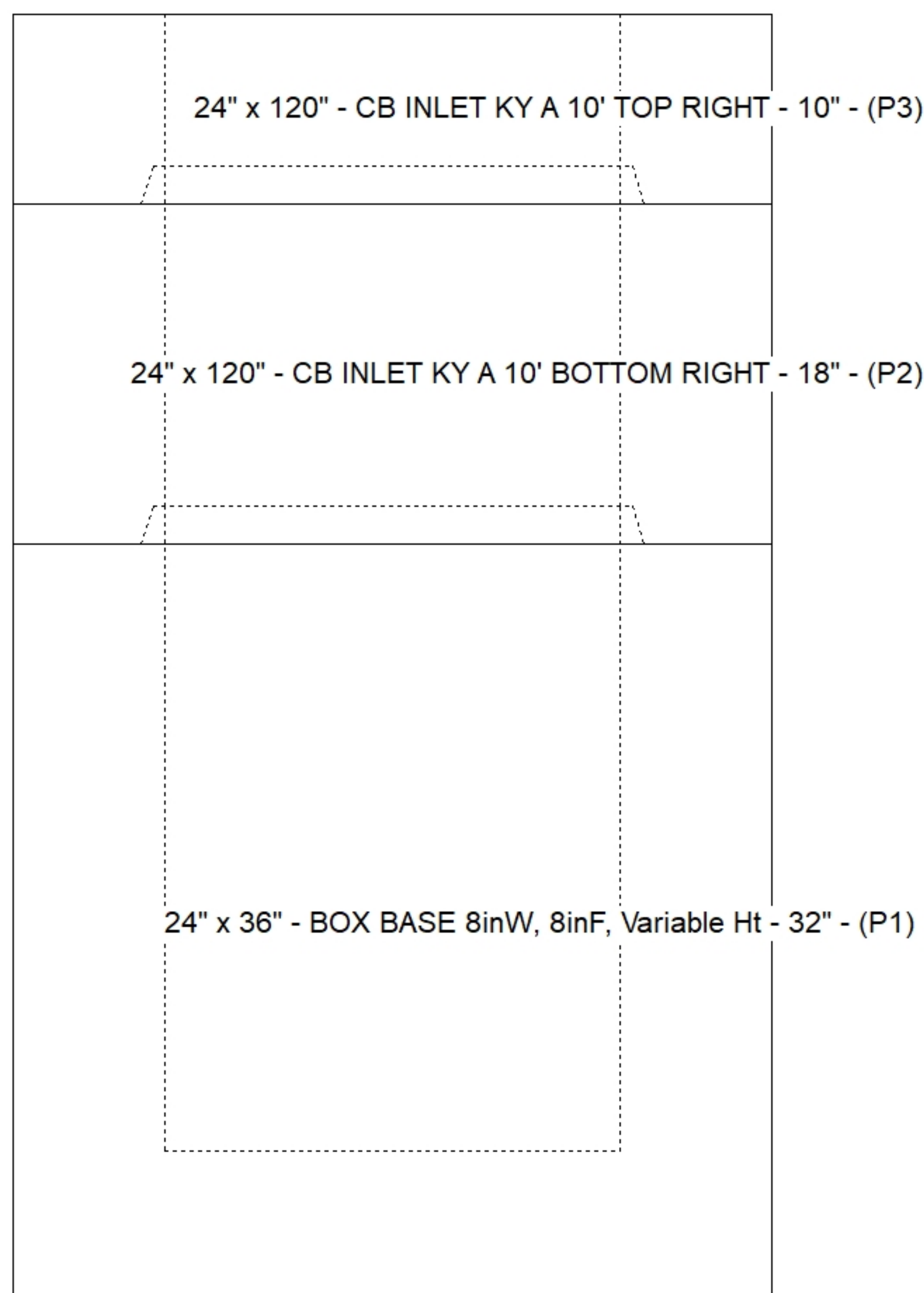
Structure Notes:
 -KYTC STATE PROJECT 241302.
 -MANUFACTURED TO KYTC & ASTM C-913 SPECIFICATIONS.
 -#5 BAR @ 12" C/C E.W. (TYP.)
 -CS-102-1" BUTYL MASTIC (SUPPLIED BY ICAST).
 -"RIM" ELEVATION SHOWN IS TOP OF CURB/TOP PHASE.

STRUCTURE SUMMARY:

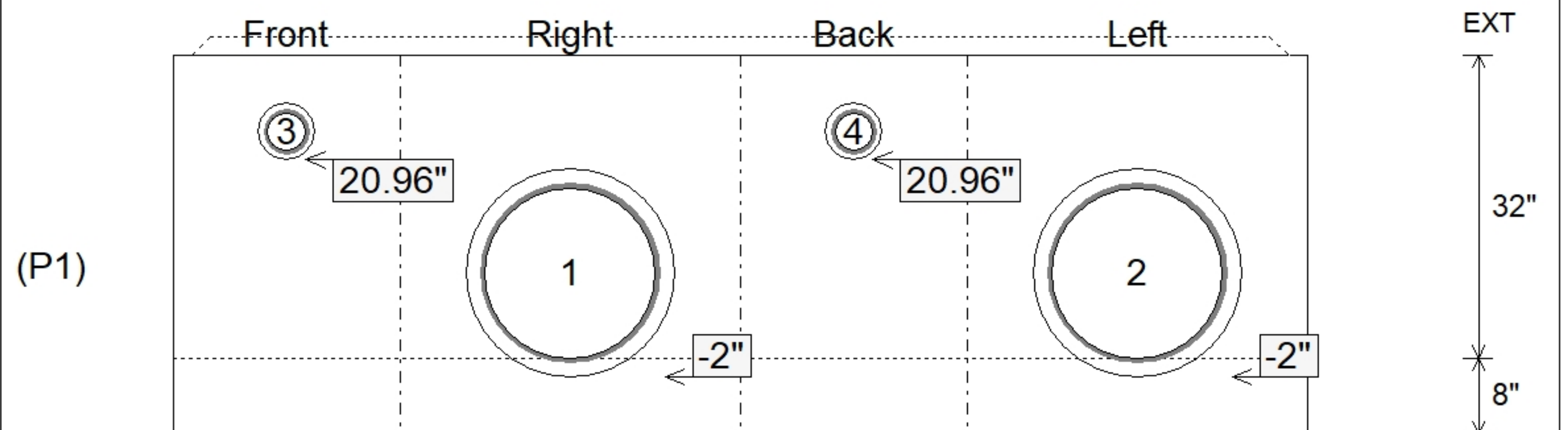
P3) 24" x 120" - CB INLET KY A 10' TOP RIGHT - 10"	3398 lb
P2) 24" x 120" - CB INLET KY A 10' BOTTOM RIGHT - 18"	5270 lb
P1) 24" x 36" - BOX BASE 8inW, 8inF, Variable Ht - 32"	4113 lb
1) 24" x 36" - SGL 1"x14.5' Butyl	0 lb
2) Hole - 22	0 lb
2) Hole - 6	0 lb
Structure Total:	12781 lb



Position	Elev	Angle	Pipe	Pipe OD	Hole	Connector	Up (")	Ref
Rim	539.79'							
Reducer								
Invert 1	534.7'	90°	18" CMP	19"	22"	Hole 22	-2"	P1
Invert 2	534.7'	270°	18" CMP	19"	22"	Hole 22	-2"	P1
Invert 3	536.53'	0°	4" HDPE	4.8"	6"	Hole 6	20.96"	P1
Invert 4	536.53'	180°	4" HDPE	4.8"	6"	Hole 6	20.96"	P1
Invert 5								
Invert 6								
Invert 7								
Invert 8								



Default - Interior Dimensions



Submittal Drawing
 11/14/2025 2:37:02 PM

SUBMITTAL
 APPROVED BY: