

**Job Name: 24-1634D KYTC Christian Co. ID 241302 Thompsonville Ln**  
**Job Location: Oak Grove, KY**  
**Contractor: Mick-Murf Construction Inc.**

PC: C. Goff  
 TECH: N. Richards  
 Plant: Beaver Dam



Structure ID: **CBI-100 173+47 LT**  
 Spec: KYTC  
 Type: CBI TYPE A (10')  
 Size: 24" x 36"

Rim: 557.23'  
 Invert: 552.48'  
 Rim to Invert: 4.75'

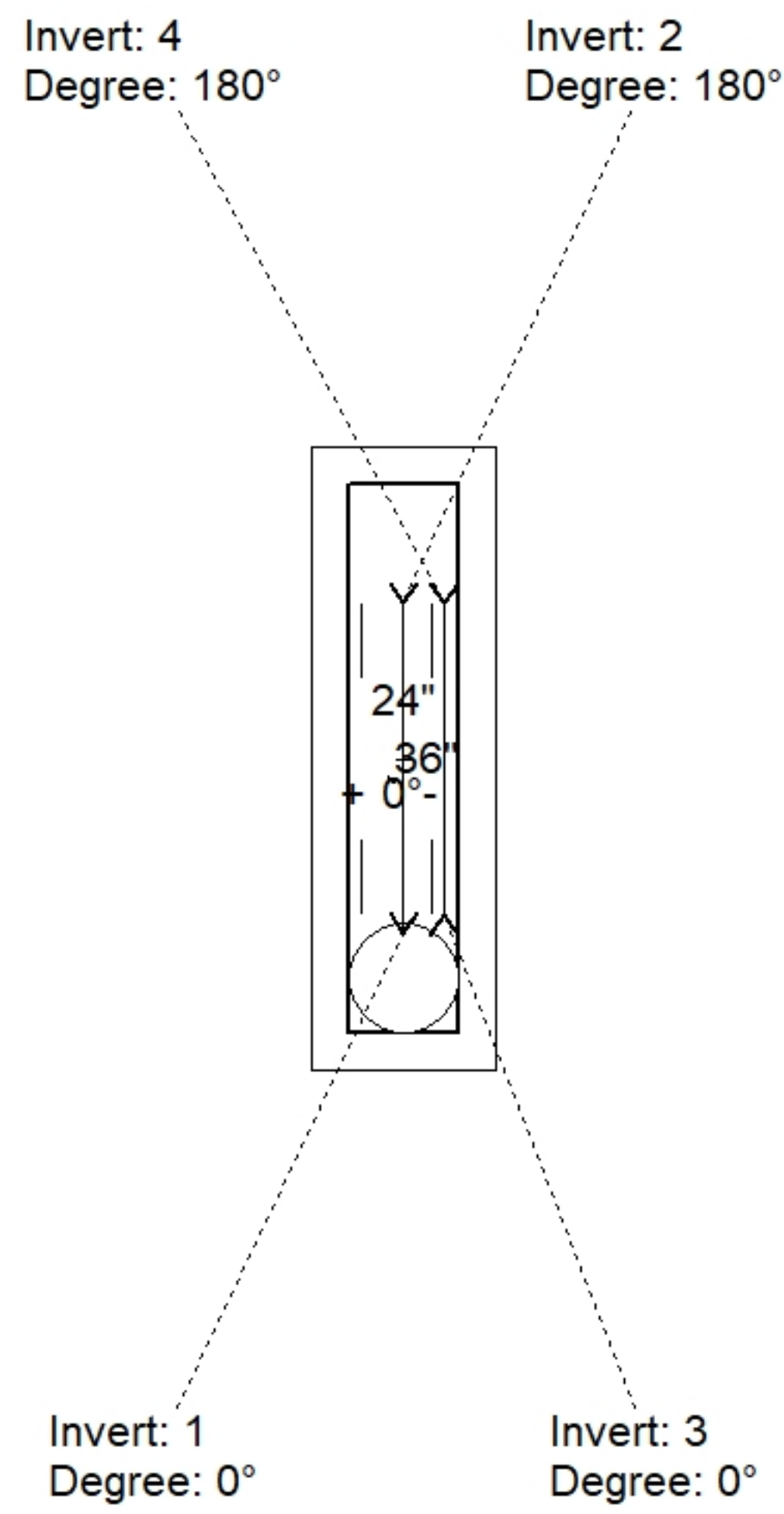
Sump: 0"  
 Floor (Top): 552.48'  
 Floor Height: 8"

Floor (Bot): 551.813'  
 Overall Height: 5.333'  
 Slack: 1"

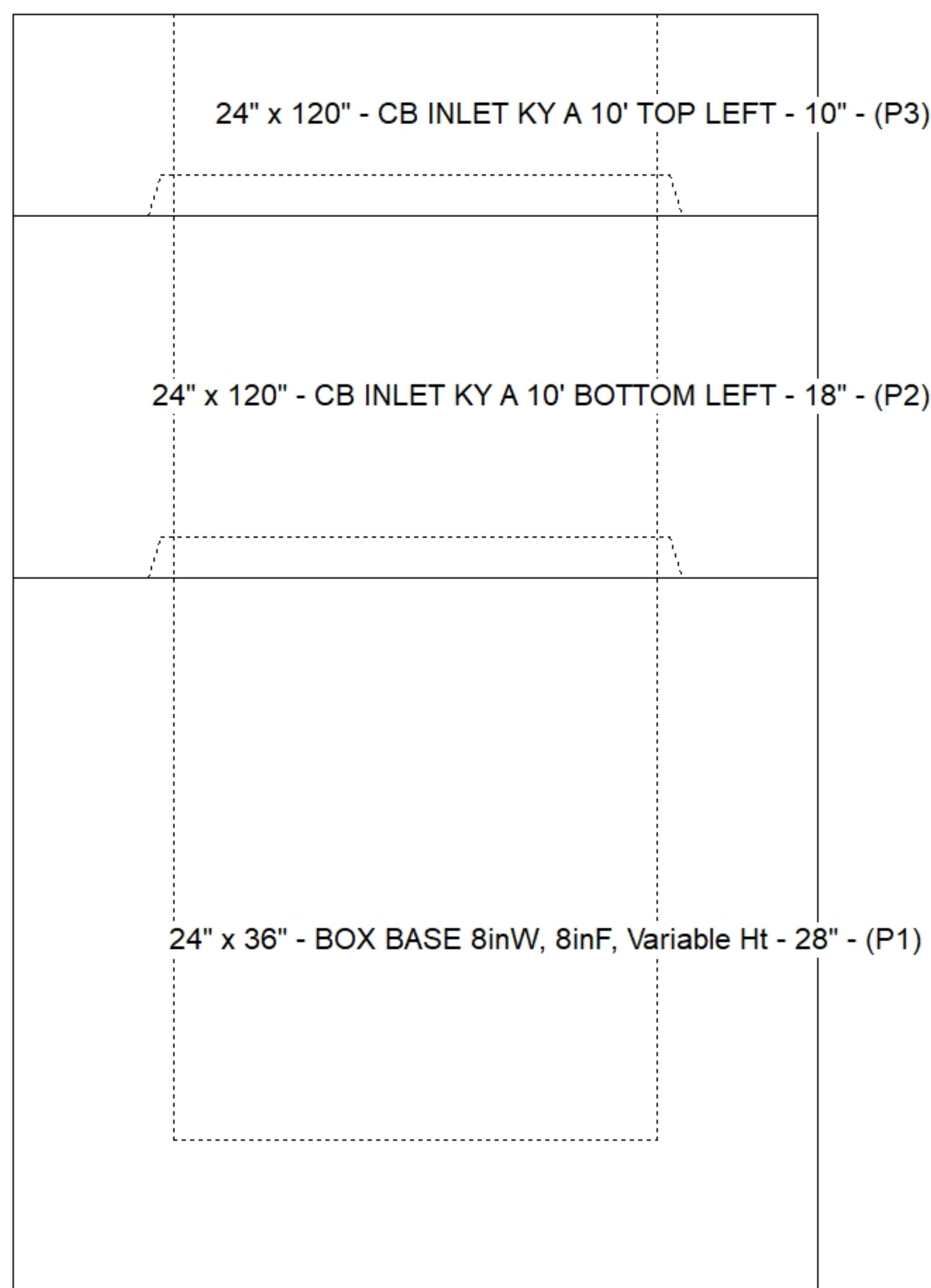
**Structure Notes:**  
 -KYTC STATE PROJECT 241302.  
 -MANUFACTURED TO KYTC & ASTM C-913 SPECIFICATIONS.  
 -#5 BAR @ 12" C/C E.W. (TYP.)  
 -CS-102-1" BUTYL MASTIC (SUPPLIED BY ICAST).  
 -"RIM" ELEVATION SHOWN IS TOP OF CURB/TOP PHASE.

**STRUCTURE SUMMARY:**

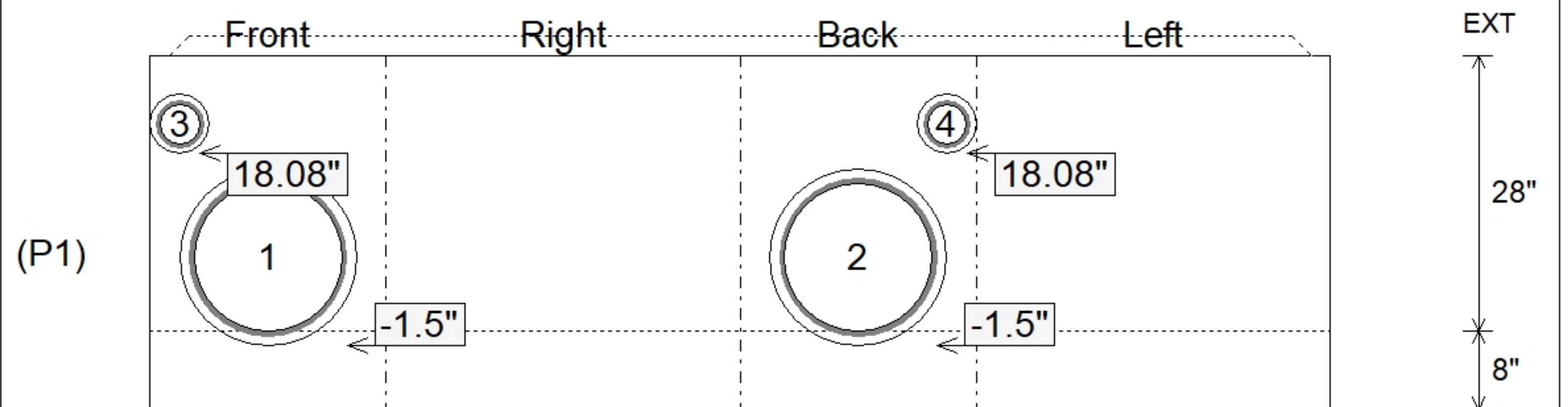
P3) 24" x 120" - CB INLET KY A 10' TOP LEFT - 10"	3400 lb
P2) 24" x 120" - CB INLET KY A 10' BOTTOM LEFT - 18"	5270 lb
P1) 24" x 36" - BOX BASE 8inW, 8inF, Variable Ht - 28"	3912 lb
1) 24" x 36" - SGL 1"x14.5' Butyl	0 lb
2) Hole - 18	0 lb
2) Hole - 6	0 lb
<b>Structure Total:</b>	<b>12581 lb</b>



Position	Elev	Angle	Pipe	Pipe OD	Hole	Connector	Up (L)	Ref
Rim	557.23'							
Reducer								
Invert 1	552.48'	0°	15" CMP	16"	18"	Hole 18	-1.5"	P1
Invert 2	552.48'	180°	15" CMP	16"	18"	Hole 18	-1.5"	P1
Invert 3	554.07'	0°	4" HDPE	4.8"	6"	Hole 6	18.08"	P1
Invert 4	554.07'	180°	4" HDPE	4.8"	6"	Hole 6	18.08"	P1
Invert 5								
Invert 6								
Invert 7								
Invert 8								



**Default - Interior Dimensions**



Submittal Drawing  
 11/14/2025 2:37:14 PM

SUBMITTAL  
 APPROVED BY: