

Job Name: 24-1632B KYTC Breathitt Co. Call 100-241306

Job Location: Breathitt Co., Ky.

Contractor: Triton Construction, Inc.

PC: C. Goff

TECH: N. Richards

Plant: Beaver Dam



Structure ID: 539+00 RT CBI-A, 4-2

Spec: KYTC

Type: CBI TYPE A (10')

Size: 24" x 36"

Rim: 740.6'

Invert: 734.9'

Rim to Invert: 5.7'

Sump: 0'

Floor (Top): 734.9'

Floor Height: 0.667'

Floor (Bot): 734.233'

Overall Height: 6'

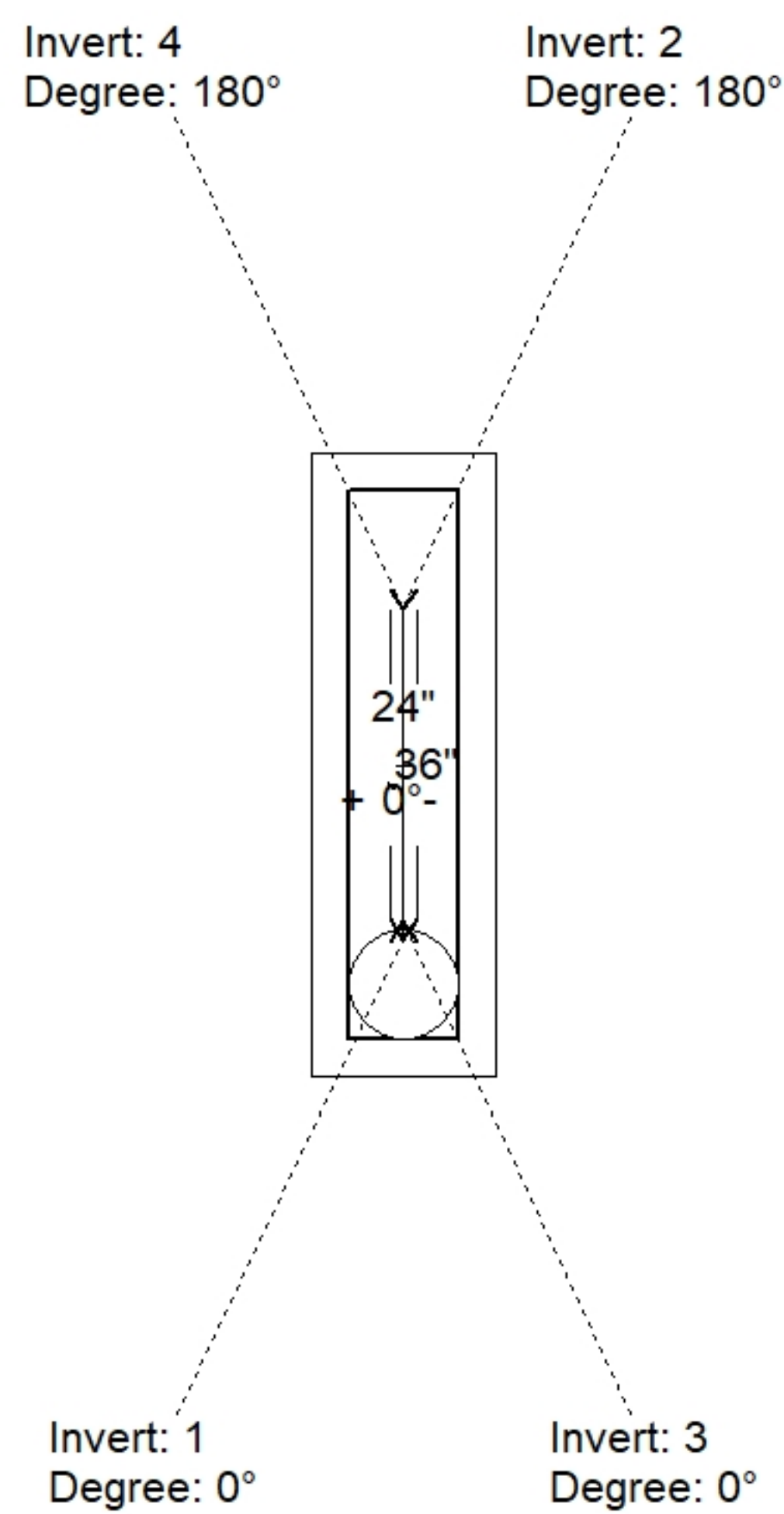
Slack: 0.367'

Structure Notes:

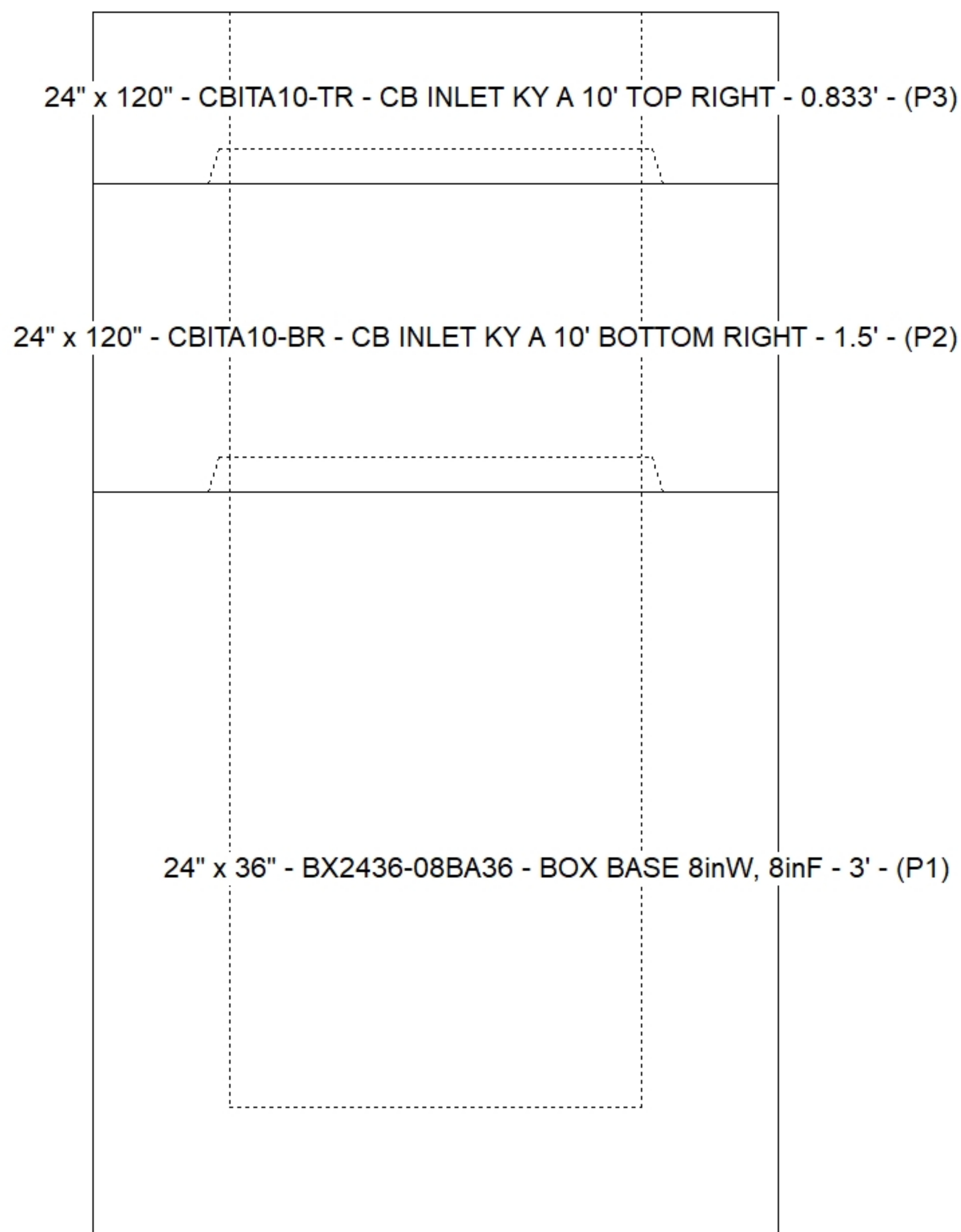
- KYTC STATE PROJECT 241306
- MANUFACTURED PER KYTC SPECIFICATIONS.
- REINFORCING: #5 BAR @ 12" C/C E.W.
- KYTC CERTIFICATIONS REQUIRED.

STRUCTURE SUMMARY:

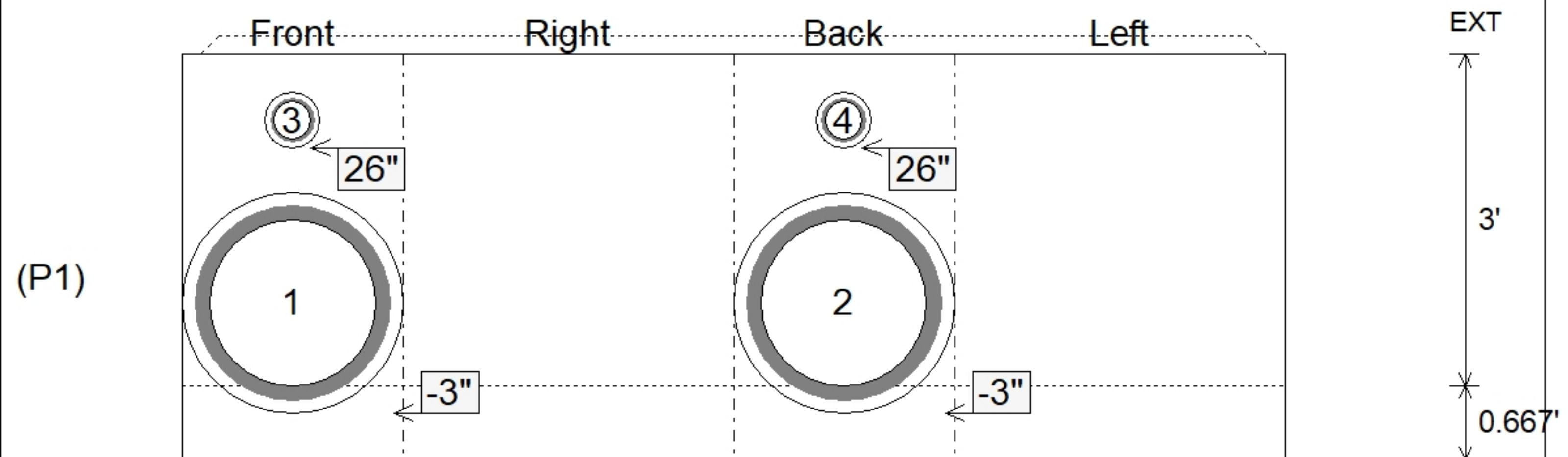
P3) 24" x 120" - CBITA10-TR - CB INLET KY A 10' TOP RIGHT - 0.833'	3398 lb
P2) 24" x 120" - CBITA10-BR - CB INLET KY A 10' BOTTOM RIGHT - 1.5'	5270 lb
P1) 24" x 36" - BX2436-08BA36 - BOX BASE 8inW, 8inF - 3'	4576 lb
1) 24" x 36" - SGL 1"x14.5' Butyl - 0'	0 lb
2) Hole - 0'	0 lb
2) Hole - 0'	0 lb
Structure Total:	13244 lb



Position	Elev	Angle	Pipe	Pipe OD	Hole	Connector	Up ()	Ref
Rim	740.6'							
Reducer								
Invert 1	734.9'	0°	18" HDPE	21.2"	24"	Hole 24	-3"	P1
Invert 2	734.9'	180°	18" HDPE	21.2"	24"	Hole 24	-3"	P1
Invert 3	737.14'	0°	4" HDPE	4.8"	6"	Hole 6	26"	P1
Invert 4	737.14'	180°	4" HDPE	4.8"	6"	Hole 6	26"	P1
Invert 5								
Invert 6								
Invert 7								
Invert 8								



Default - Interior Dimensions



Submittal Drawing
2/12/2026 6:17:39 AM

SUBMITTAL
APPROVED BY: