

**Job Name: 24-1632B KYTC Breathitt Co. Call 100-241306**

**Job Location: Breathitt Co., Ky.**

**Contractor: Triton Construction, Inc.**

PC: C. Goff

TECH: N. Richards

Plant: Beaver Dam



Structure ID: 535+47 RT CBI-A, 44-2

Spec: KYTC

Type: CBI TYPE A (10')

Size: 48" x 48"

Rim: 740.15'

Invert: 726.9'

Rim to Invert: 13.25'

Sump: 0'

Floor (Top): 726.9'

Floor Height: 0.667'

Floor (Bot): 726.233'

Overall Height: 13.667'

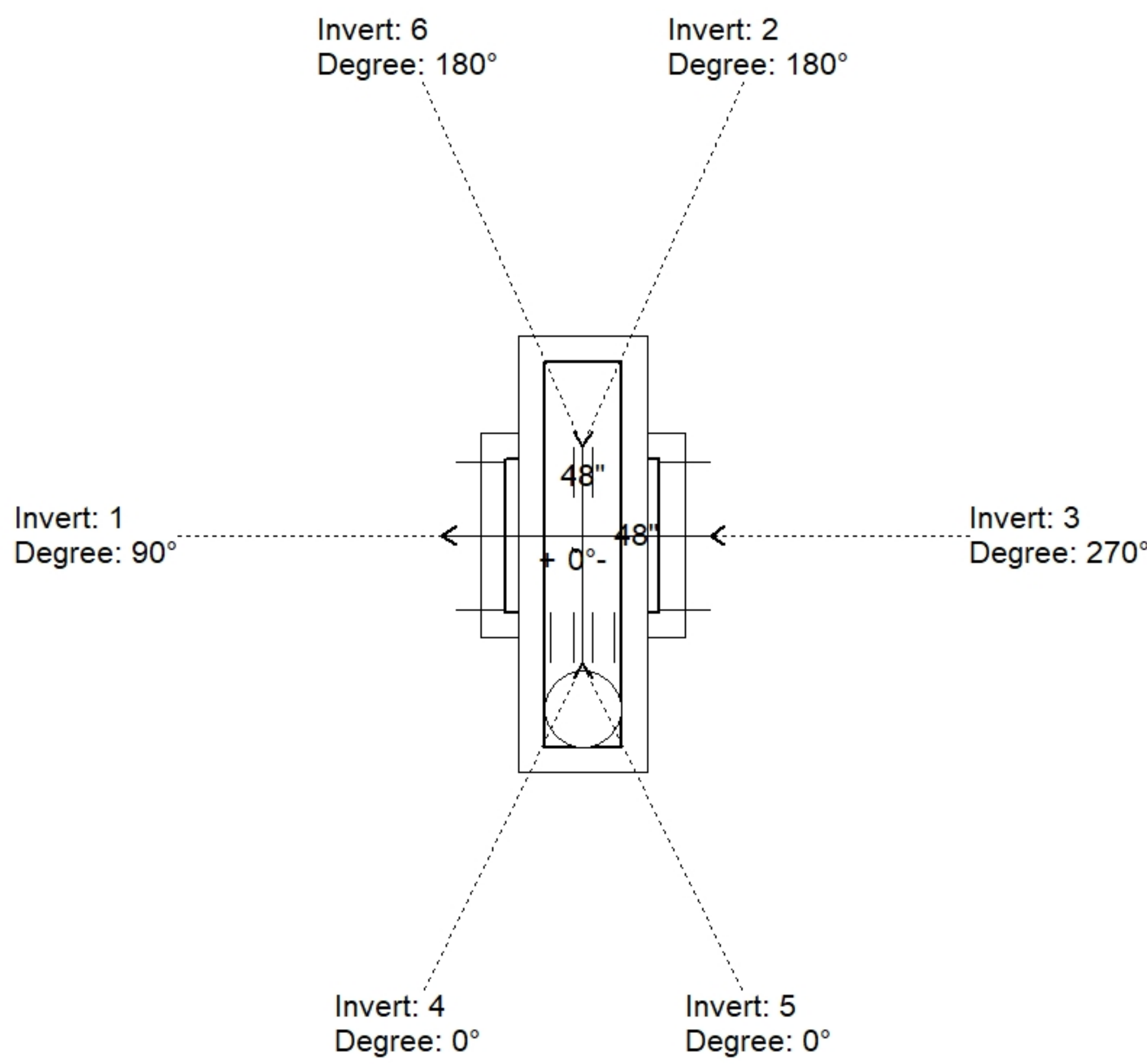
Slack: 0.25'

**Structure Notes:**

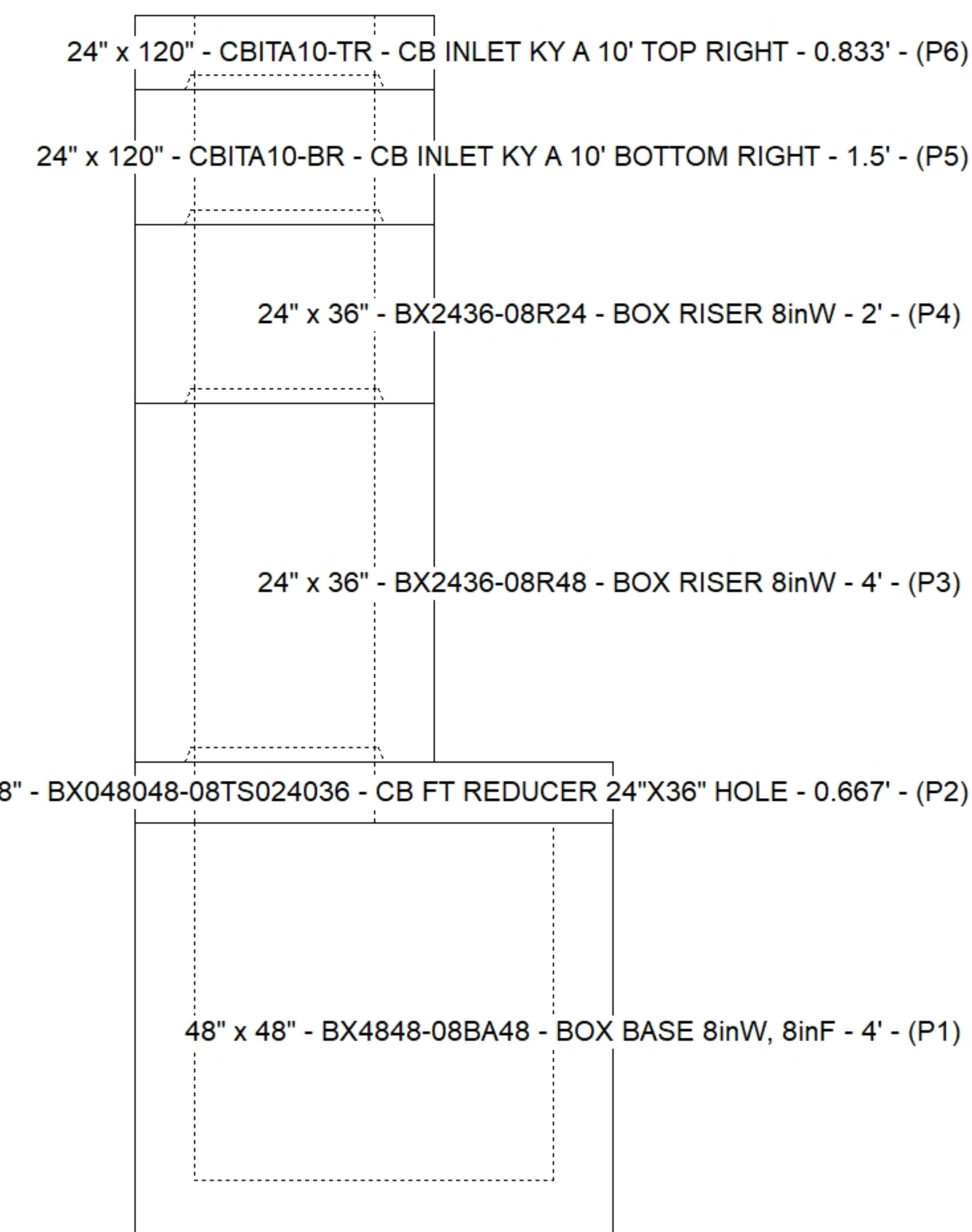
- KYTC STATE PROJECT 241306
- MANUFACTURED PER KYTC SPECIFICATIONS.
- REINFORCING: #5 BAR @ 12" C/C E.W.
- KYTC CERTIFICATIONS REQUIRED.

**STRUCTURE SUMMARY:**

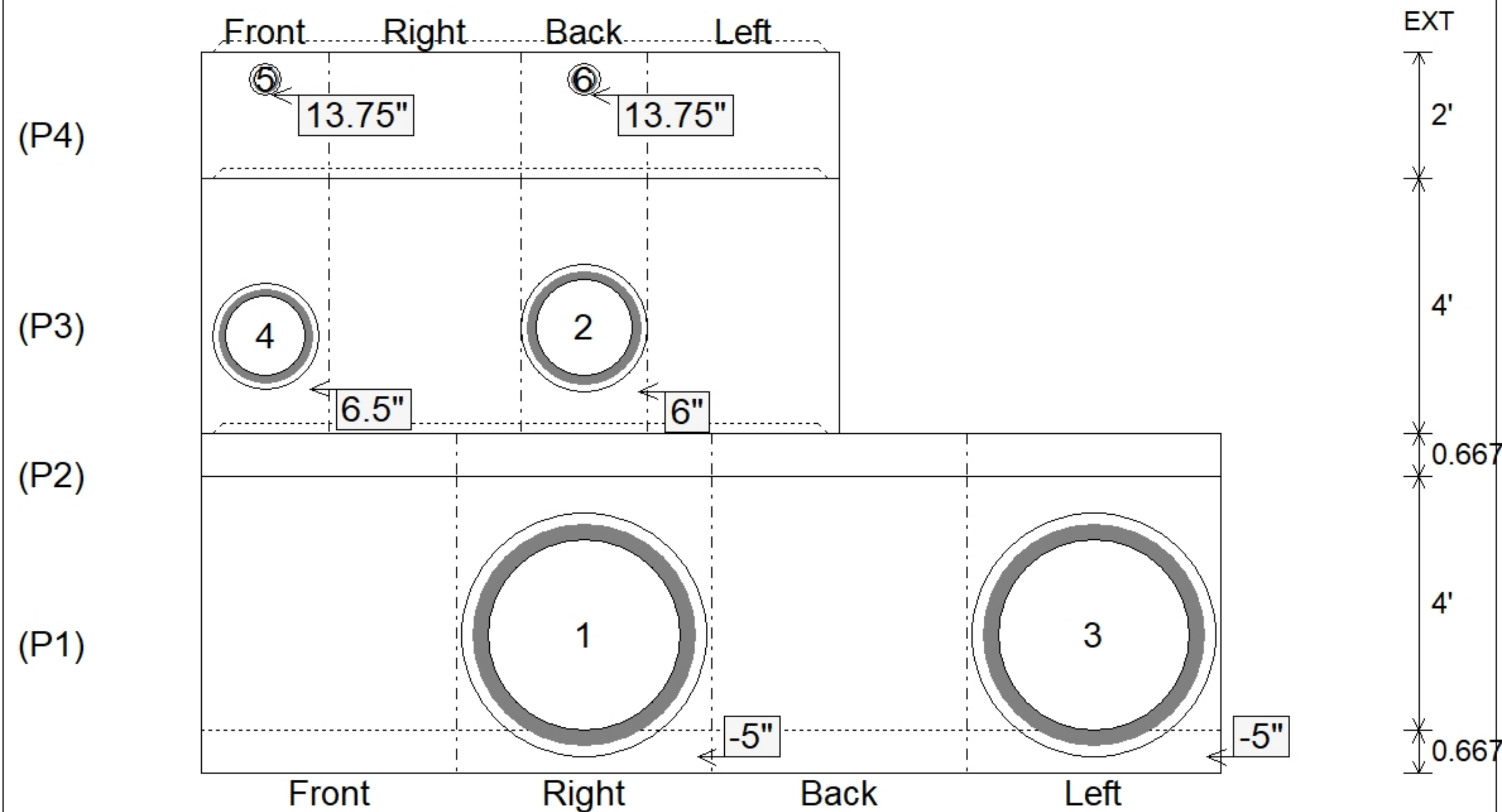
P6) 24" x 120" - CBITA10-TR - CB INLET KY A 10' TOP RIGHT - 0.833'	3398 lb
P5) 24" x 120" - CBITA10-BR - CB INLET KY A 10' BOTTOM RIGHT - 1.5'	5270 lb
P4) 24" x 36" - BX2436-08R24 - BOX RISER 8inW - 2'	2411 lb
P3) 24" x 36" - BX2436-08R48 - BOX RISER 8inW - 4'	4459 lb
P2) 48" x 48" - BX048048-08TS024036 - CB FT REDUCER 24"X36" HOLE - 0.667'	2170 lb
P1) 48" x 48" - BX4848-08BA48 - BOX BASE 8inW, 8inF - 4'	7736 lb
3) 24" x 36" - SGL 1"x14.5' Butyl - 0'	0 lb
2) Hole - 0'	0 lb
1) Hole - 0'	0 lb
1) Hole - 0'	0 lb
2) Hole - 0'	0 lb
<b>Structure Total:</b>	<b>25444 lb</b>



Position	Elev	Angle	Pipe	Pipe OD	Hole	Connector	Up (")	Ref
Rim	740.15'							
Reducer	730.9'							
Invert 1	726.9'	90°	36" HDPE	41.7"	46"	Hole 46	-5"	P1
Invert 2	732.48'	180°	18" HDPE	21.2"	24"	Hole 24	6"	P3
Invert 3	726.9'	270°	36" HDPE	41.7"	46"	Hole 46	-5"	P1
Invert 4	732.48'	0°	15" HDPE	17.6"	20"	Hole 20	6.5"	P3
Invert 5	736.96'	0°	4" HDPE	4.8"	6"	Hole 6	13.75"	P4
Invert 6	736.96'	180°	4" HDPE	4.8"	6"	Hole 6	13.75"	P4
Invert 7								
Invert 8								



**Default - Interior Dimensions**



Submittal Drawing  
2/12/2026 6:17:38 AM

SUBMITTAL  
APPROVED BY: