

Job Name: 24-1632 - KYTC Letting Call 100 (241306) Sanitary  
 Job Location: Jackson, KY 41339  
 Contractor: Triton Construction, Inc.

Plant: Beaver Dam, KY  
 1/23/2026 7:13:01 AM

Tech: K. Cardwell  
 PC: C. Goff



**Structure ID: MH-K110**

**P2 MH048RS48X**

**MH RISER w/XYPEX T/G**

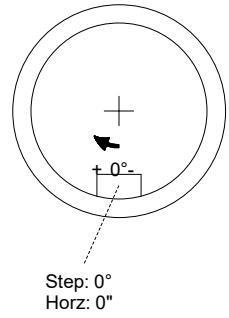
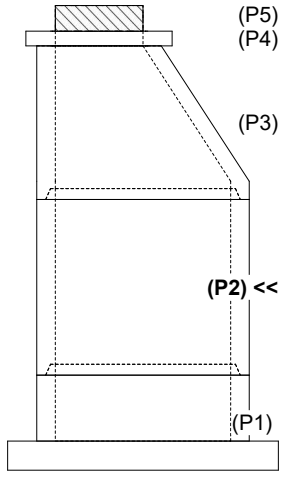
P5) 24" - CASTING HEIGHT - 7"	0 lb
P4) 24" - XYPEX GRADE RING F/F - 4"	270 lb
P3) 48" - ECC XYPEX CONE w/ 24" HOLE F/G - 42"	3116 lb
P2) 48" - MH RISER w/XYPEX T/G - 48"	3353 lb
P1) 48" - MH BASE EF/Xypex Cust. Ht. 08"F (08"EF =74"OD) T/n - 18"	4049 lb
1) JOINT WRAP PRIMER - CONSEAL CS-75 (1 gal.)	0 lb
1) JOINT WRAP - 0.065"x6"x50' CONSEAL CS212	0 lb
1) 48" - MH INVERT CHANNEL w/XYPEX - FULL HEIGHT	1440 lb
1) ADMIXTURE XYPEX C-500 NF RED	0 lb
1) CASTING - HOE MC-350 F/C Sanitary	305 lb
2) 48" - Conseal CS-102 1.00" (Double)	0 lb
2) PSX - 12-08 NYLO	16 lb
9) MH Step ML-10-TDS-NCR - 10"	0 lb
Structure Total:	12549 lb

**Structure Notes:**  
 STATION: 555+46.38  
 1. PER KYTC & ASTM C-478 SPECIFICATIONS  
 2. CONCRETE: 5,000 PSI AT 28 DAYS  
 3. REINFORCEMENT: PER ASTM A615  
 4. XYPEX ADMIXTURE REQUIRED  
 5. STEPS AT 0 DEGREES  
 6. HOE MC-350 FRAME & COVER "SANITARY" SUPPLIED BY ICAST

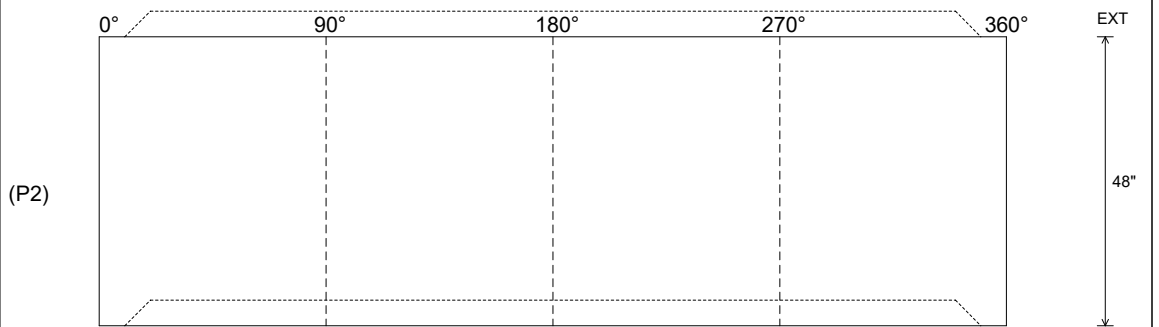
Rim: 745.3' Rim to Invert: 9.81' Slack: 0.72" Sump: 2" Step Position: 0°

Position	Elev	Angle	Ext. (cw)	Pipe	Pipe OD	Connector	Hole	Horz Size	Up (L)	Offset
Invert 1										
Invert 2										
Invert 3										
Invert 4										
Invert 5										
Invert 6										
Invert 7										
Invert 8										

**RIGHT-SIDE UP VIEW (int. dimensions)**



**INSIDE WALL DIMENSIONS**



Coating (Int): Coating (Ext):	Seam Up: Tongue Seam Dn: Groove	Wall Thickness: 5" Floor Height: 0"	Height (Int): 48" Height (Ext): 48"	Weight (Net): 3353 lb Volume (Net): 0.86cu.yd
----------------------------------	------------------------------------	--	--	--