

**Job Name: 24-1357C KYTC Letting Call 107 (ID 241303)**

**Job Location: Morganfield, KY**

**Contractor: Cleary Construction, Inc.**

PC: C. Goff  
 TECH: K. Cardwell  
 Plant: Beaver Dam, KY



Structure ID: **JB 1 (KYTC JB Ty A)**

Spec: KYTC

Type: Junction Box

Size: 24" x 24"

Rim: 2.87'  
 Invert: 0'  
 Rim to Invert: 2.87'

Sump: 0"  
 Floor (Top): 0'  
 Floor Height: 8"

Floor (Bot): -0.667'  
 Overall Height: 3.5'  
 Slack: 0.44"

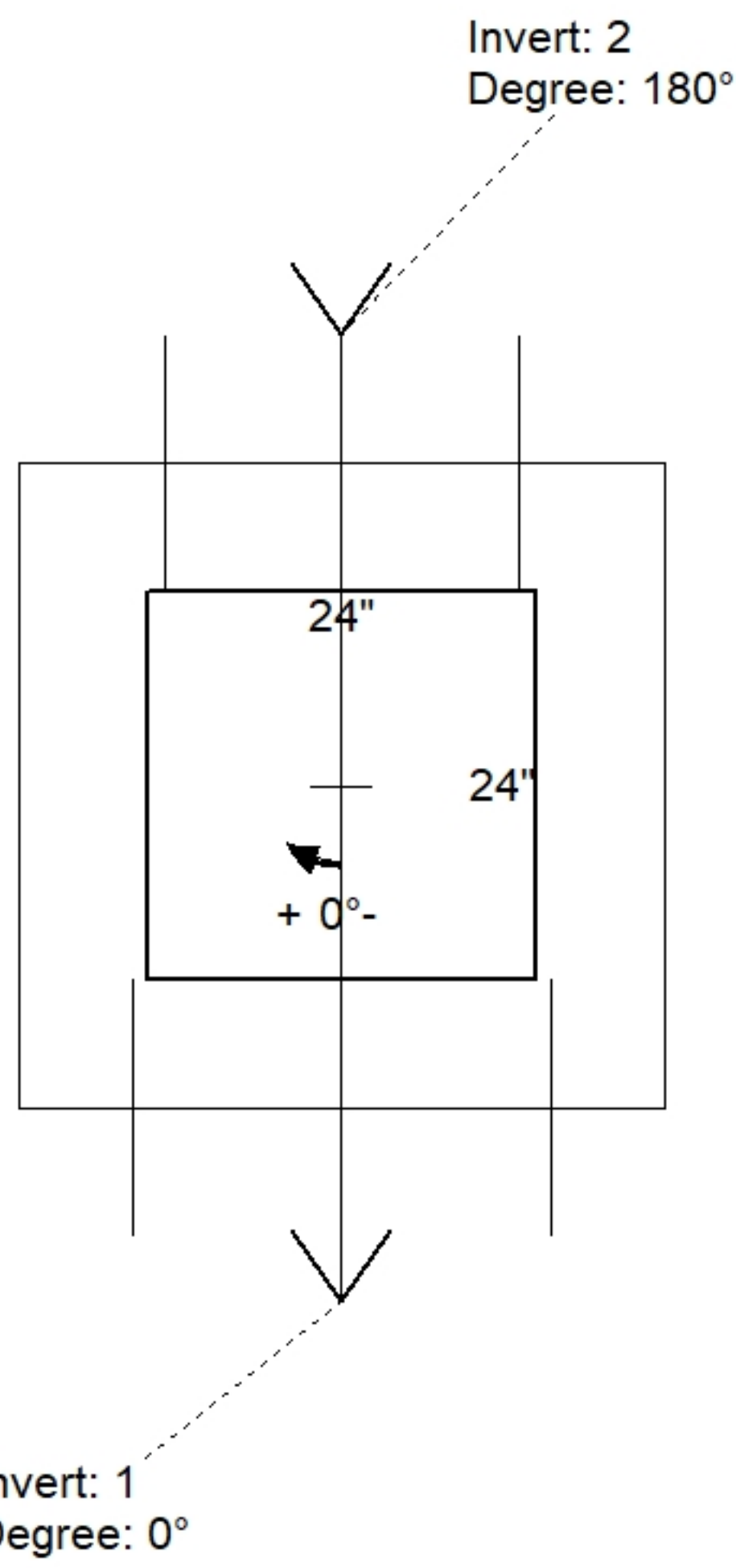
**Structure Notes:**

\*\*\*KYTC STATE PROJECT\*\*

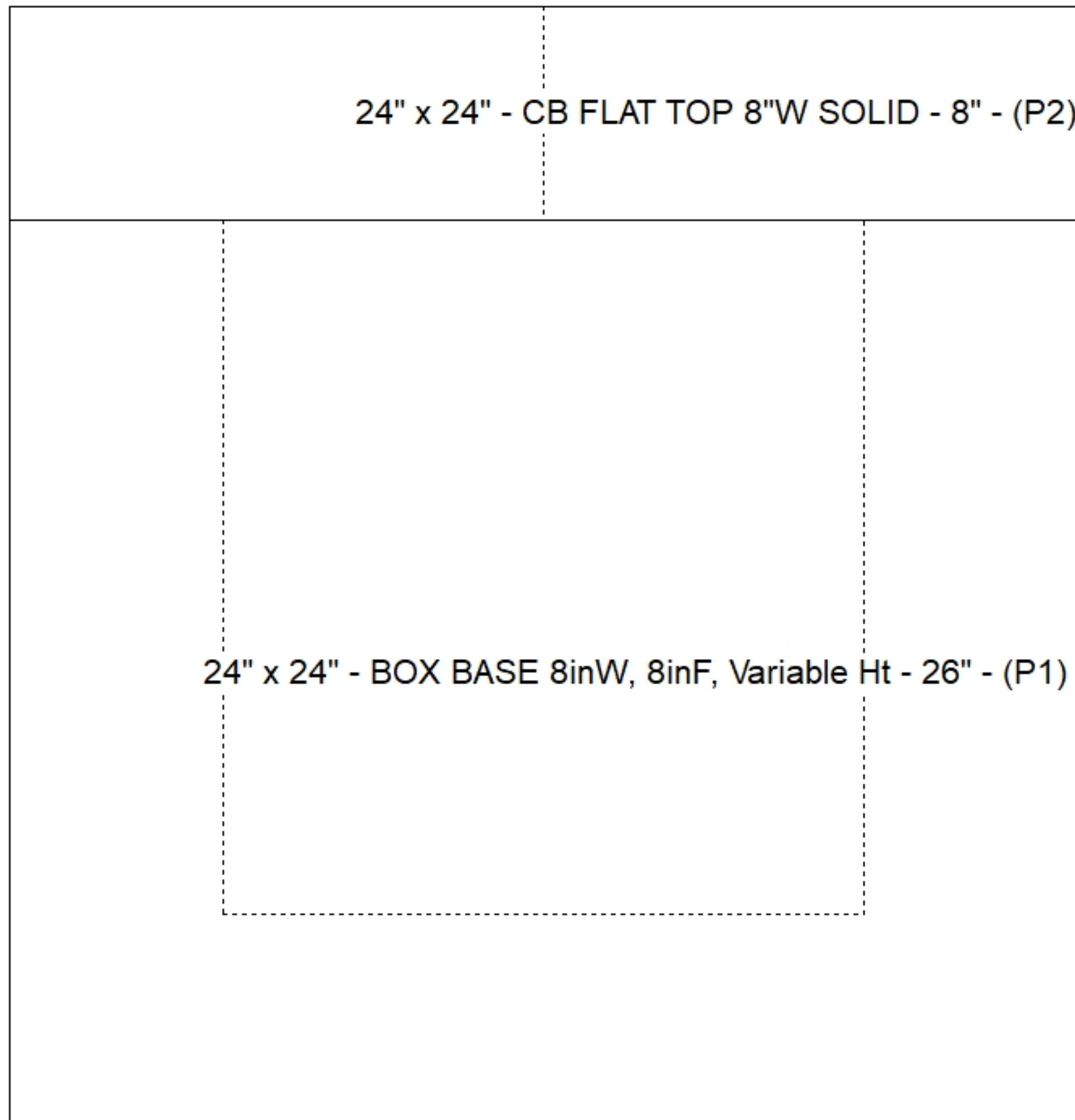
1. KYTC JUNCTION BOX TYPE A / PER ASTM C-913 SPEC'S
2. CONCRETE: 5,000 PSI AT 28 DAYS
3. SOLID TOP SLAB - NO CASTING
4. REINFORCEMENT:
  - SOLID TOP: #5 BAR @ 6" C.C. E.W. (GRADE 60)
  - BASE: #5 BAR @ 12" C.C. E.W. (GRADE 60)

**STRUCTURE SUMMARY:**

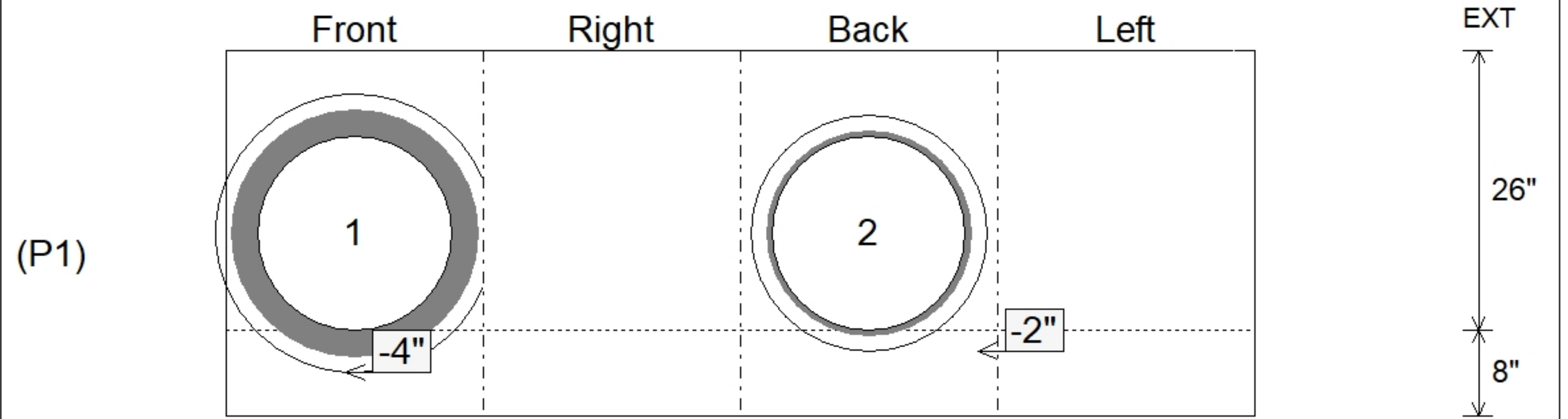
P2) 24" x 24" - CB FLAT TOP 8"W SOLID - 8"	1074 lb
P1) 24" x 24" - BOX BASE 8inW, 8inF, Variable Ht - 26"	2786 lb
1) 24" x 24" - SGL 1"x14.5' Butyl	0 lb
1) Hole - 26	0 lb
1) Hole - 22	0 lb
<b>Structure Total:</b>	<b>3860 lb</b>



Position	Elev	Angle	Pipe	Pipe OD	Hole	Connector	Up (")	Ref
Rim	2.87'							
Reducer								
Invert 1	0'	0°	18" RCP B WALL	23"	26"	Hole 26	-4"	P1
Invert 2	0'	180°	18" CMP	19"	22"	Hole 22	-2"	P1
Invert 3								
Invert 4								
Invert 5								
Invert 6								
Invert 7								
Invert 8								



**Default - Interior Dimensions**



Submittal Drawing  
 1/15/2026 12:42:20 PM

SUBMITTAL  
 APPROVED BY: