

Job Name: 24-1260 - Combined Sewer Separation Project Ph 3  
 Job Location: Morganfield, KY 42437  
 Contractor: Deig Bros Lumber & Construction Co, Inc.

Plant: Beaver Dam, KY  
 11/5/2025 2:05:27 PM

Tech: K. Cardwell  
 PC: J. Jarvis



**Structure ID: STMH 14+02**

**P2 MH072RSVF**

**MH RISER Custom Ht F/G**

- P4) 24" - CASTING HEIGHT - 8"
- P3) 72" - MH FLAT LID w/24in ECC Hole F/F - 10"
- P2) 72" - MH RISER Custom Ht F/G - 39"
- P1) 72" - MH BASE w/FLANGE (08F/14EF) T/n - 58"
- 1) 72" - EXT. FLG (72ø MH)14"WD/8"THK
- 1) CASTING - HOE KY-510 F/C (KY TY.2)
- 2) 72" - Conseal CS-102 1.00"
- 2) Hole - 48
- 1) Hole - 18
- 4) MH Step ML-10-TDS-NCR - 10"

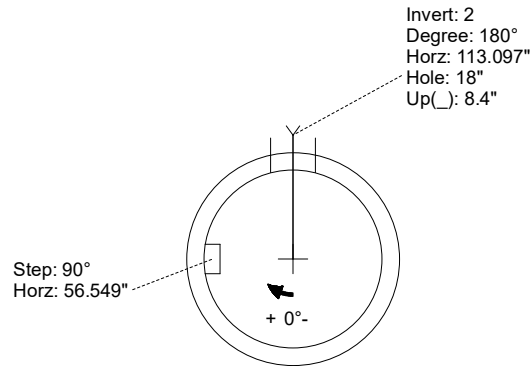
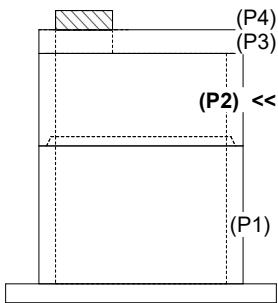
0 lb  
 4495 lb  
 5535 lb  
 13016 lb  
 0 lb  
 510 lb  
 0 lb  
 0 lb  
 0 lb  
 0 lb  
 0 lb  
 Structure Total: 23555 lb

**Structure Notes:**  
 STATION: 14+02 STORM LN A  
 1. PER KYTC MH B / ASTM C-478 SPECS  
 2. CONCRETE: 5,000 PSI AT 28 DAYS  
 3. REINFORCEMENT: PER ASTM A615  
 4. STORM INVERT BY OTHERS  
 5. STEPS AT 90 DEGREES  
 6. KY-510 FRAME & COVER SUPPLIED BY ICAST

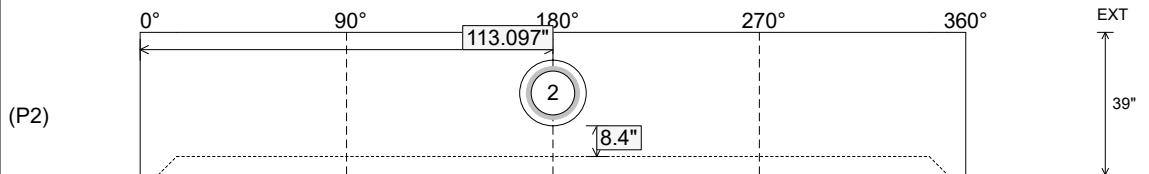
Rim: 426.88' Rim to Invert: 9.34' Slack: 3.08" Sump: 6" Step Position: 90°

Position	Elev	Angle	Ext. (cw)	Pipe	Pipe OD	Connector	Hole	Horz Size	Up ( )	Offset
Invert 1										
Invert 2	423.24'	180°	135.088"	12" HDPE	14.5"	Hole 18	18"	18.193"	8.4"	0"
Invert 3										
Invert 4										
Invert 5										
Invert 6										
Invert 7										
Invert 8										

**RIGHT-SIDE UP VIEW (int. dimensions)**



**INSIDE WALL DIMENSIONS**



Coating (Int): Coating (Ext):	Seam Up: Flat Seam Dn: Groove	Wall Thickness: 7" Floor Height: 0"	Height (Int): 39" Height (Ext): 39"	Weight (Net): 5535 lb Volume (Net): 1.41cu.yd
----------------------------------	----------------------------------	--	--	--