

Job Name: 24-1260 - Combined Sewer Separation Project Ph 3
 Job Location: Morganfield, KY 42437
 Contractor: Deig Bros Lumber & Construction Co, Inc.

Plant: Beaver Dam, KY
 12/18/2025 9:46:46 AM

Tech: K. Cardwell
 PC: J. Jarvis



Structure ID: SSMH 4+12

P1 MH048BAVF

MH BASE Custom Ht T/n

P3) 24" - CASTING HEIGHT - 7"	0 lb
P2) 48" - ECC CONE w/ 24" HOLE F/G - 24"	1550 lb
P1) 48" - MH BASE Custom Ht T/n - 44"	4260 lb
1) JOINT WRAP - 0.065"x6"x50" CONSEAL CS212	0 lb
1) JOINT WRAP PRIMER - CONSEAL CS-75 (1 gal.)	0 lb
1) 48" - MH INVERT CHANNEL - FULL HEIGHT	1440 lb
1) Chimney Seal - Trelleborg FlexRib Chimney Seal	10 lb
1) CASTING - HOE MC-420 F/C Sanitary	340 lb
1) 48" - Conseal CS-102 1.00" (Double)	0 lb
3) PSX - 12-08 NYLO	24 lb
5) MH Step ML-10-TDS-NCR - 10"	0 lb
Structure Total:	7624 lb

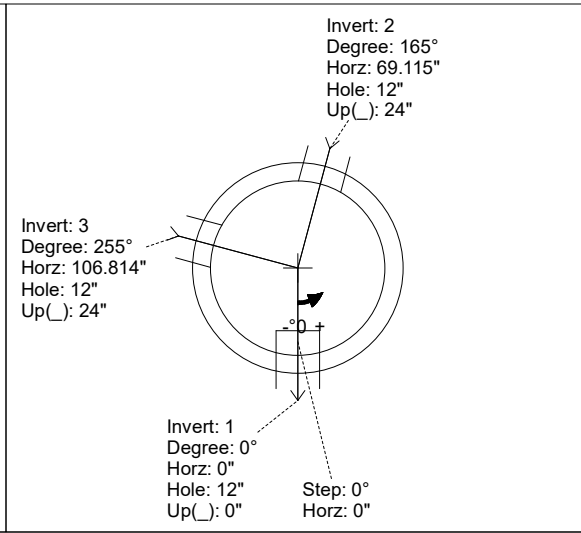
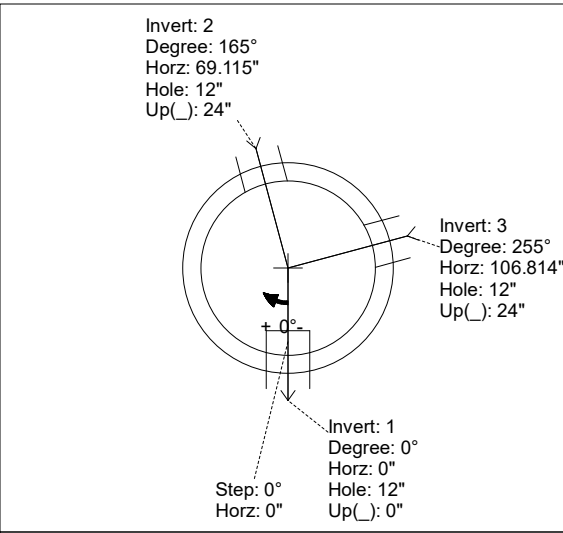
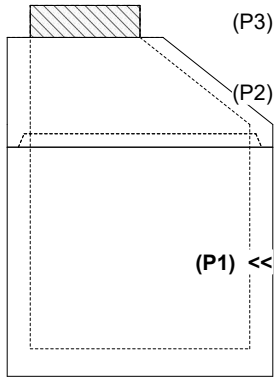
Structure Notes:
 STATION: 4+12 SAN LN F
 1. PER ASTM C-478 SPECS
 2. CONCRETE: 5,000 PSI AT 28 DAYS
 3. REINFORCEMENT: PER ASTM A615
 4. INVERT CHANNEL REQUIRED
 5. HOE MC-420 "SANITARY" SUPPLIED BY ICAST
 6. STEPS AT 0 DEGREES
 7. TRELLEBORG FLEXRIB 8.5" CHIMNEY SEAL SUPPLIED BY ICAST

Rim: 431.7' Rim to Invert: 6.35' Slack: 3.2" Sump: 2" Step Position: 0°

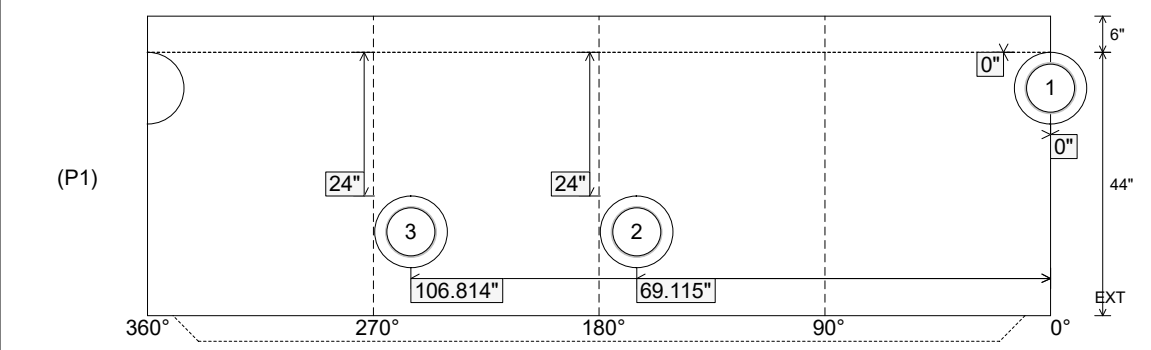
Position	Elev	Angle	Ext. (cw)	Pipe	Pipe OD	Connector	Hole	Horz Size	Up (⌋)	Offset
Invert 1	425.35'	0°	0"	8" PVC SDR35	8.5"	PSX 12-08 NYLO	12"	12.129"	0"	0"
Invert 2	427.35'	165°	83.514"	8" PVC SDR35	8.5"	PSX 12-08 NYLO	12"	12.129"	24"	0"
Invert 3	427.35'	255°	129.067"	8" PVC SDR35	8.5"	PSX 12-08 NYLO	12"	12.129"	24"	0"
Invert 4										
Invert 5										
Invert 6										
Invert 7										
Invert 8										

RIGHT-SIDE UP VIEW (int. dimensions)

UPSIDE-DOWN VIEW (int. dimensions)



INSIDE WALL DIMENSIONS



Coating (Int): Coating (Ext):	Seam Up: Tongue Seam Dn: n/a	Wall Thickness: 5" Floor Height: 6"	Height (Int): 44" Height (Ext): 50"	Weight (Net): 4260 lb Volume (Net): 1.09cu.yd
----------------------------------	---------------------------------	--	--	--


Job Name: 24-1260 - Combined Sewer Separation Project Ph 3
 Job Location: Morganfield, KY 42437
 Contractor: Deig Bros Lumber & Construction Co, Inc.

Plant: Beaver Dam, KY

Tech: K. Cardwell

12/18/2025 9:46:46 AM

PC: J. Jarvis



Structure ID: SSMH 4+12

P1 MH048BAVF

MH BASE Custom Ht T/n

- P3) 24" - CASTING HEIGHT - 7"
- P2) 48" - ECC CONE w/ 24" HOLE F/G - 24"
- P1) 48" - MH BASE Custom Ht T/n - 44"
- 1) JOINT WRAP - 0.065"x6"x50" CONSEAL CS212
- 1) JOINT WRAP PRIMER - CONSEAL CS-75 (1 gal.)
- 1) 48" - MH INVERT CHANNEL - FULL HEIGHT
- 1) Chimney Seal - Trelleborg FlexRib Chimney Seal
- 1) CASTING - HOE MC-420 F/C Sanitary
- 1) 48" - Conseal CS-102 1.00" (Double)
- 3) PSX - 12-08 NYLO
- 5) MH Step ML-10-TDS-NCR - 10"

0 lb
 1550 lb
 4260 lb
 0 lb
 0 lb
 1440 lb
 10 lb
 340 lb
 0 lb
 24 lb
 0 lb
 Structure Total: 7624 lb

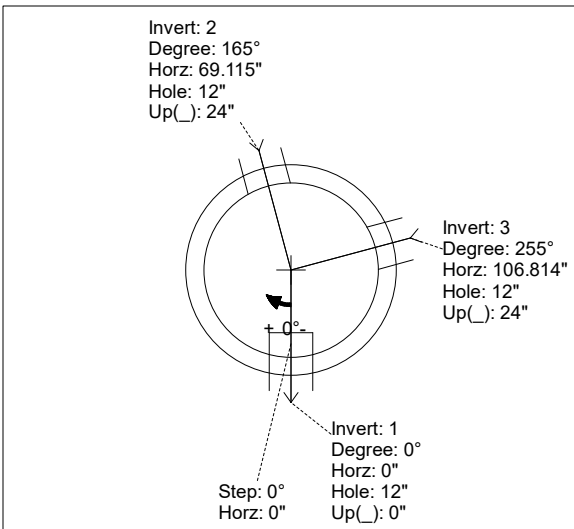
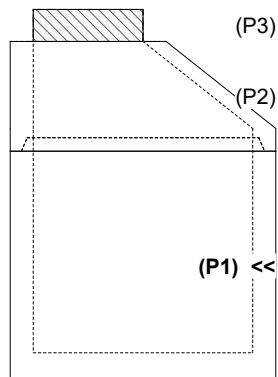
Structure Notes:
 STATION: 4+12 SAN LN F
 1. PER ASTM C-478 SPECS
 2. CONCRETE: 5,000 PSI AT 28 DAYS
 3. REINFORCEMENT: PER ASTM A615
 4. INVERT CHANNEL REQUIRED
 5. HOE MC-420 "SANITARY" SUPPLIED BY ICAST
 6. STEPS AT 0 DEGREES
 7. TRELLEBORG FLEXRIB 8.5" CHIMNEY SEAL SUPPLIED BY ICAST

Rim: 431.7' Rim to Invert: 6.35' Slack: 3.2" Sump: 2" Step Position: 0°

Position	Elev	Angle	Ext. (cw)	Pipe	Pipe OD	Connector	Hole	Horz Size	Up ()	Offset
Invert 1	425.35'	0°	0"	8" PVC SDR35	8.5"	PSX 12-08 NYLO	12"	12.129"	0"	0"
Invert 2	427.35'	165°	83.514"	8" PVC SDR35	8.5"	PSX 12-08 NYLO	12"	12.129"	24"	0"
Invert 3	427.35'	255°	129.067"	8" PVC SDR35	8.5"	PSX 12-08 NYLO	12"	12.129"	24"	0"
Invert 4										
Invert 5										
Invert 6										
Invert 7										
Invert 8										

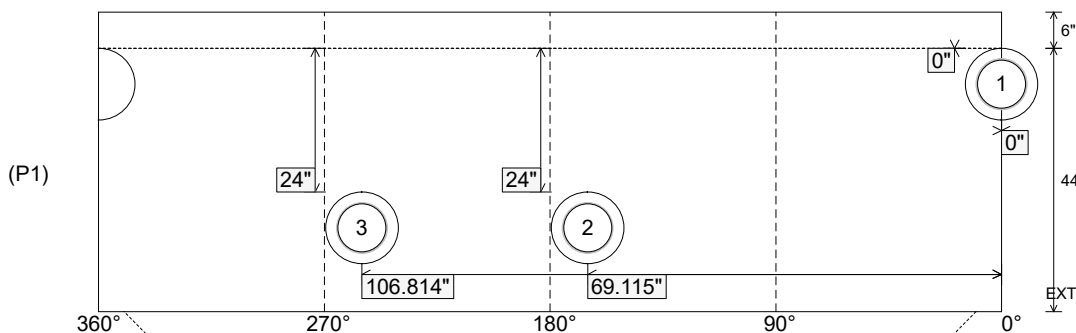
RIGHT-SIDE UP VIEW (int. dimensions)

UPSIDE-DOWN VIEW (int. dimensions)



INVERT CHANNEL DRAWING

INSIDE WALL DIMENSIONS



Coating (Int):
 Coating (Ext):

Seam Up: Tongue
 Seam Dn: n/a

Wall Thickness: 5"
 Floor Height: 6"

Height (Int): 44"
 Height (Ext): 50"

Weight (Net): 4260 lb
 Volume (Net): 1.09cu.yd