

Job Name: 24-1260 - Combined Sewer Separation Project Ph 3
 Job Location: Morganfield, KY 42437
 Contractor: Deig Bros Lumber & Construction Co, Inc.

Plant: Beaver Dam, KY
 11/13/2025 2:19:33 PM

Tech: K. Cardwell
 PC: J. Jarvis



Structure ID: SSMH 12+25

P2 MH048RS48

MH RISER T/G

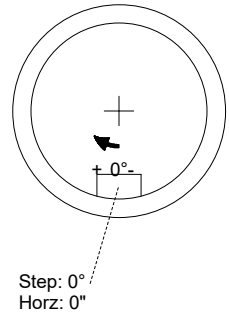
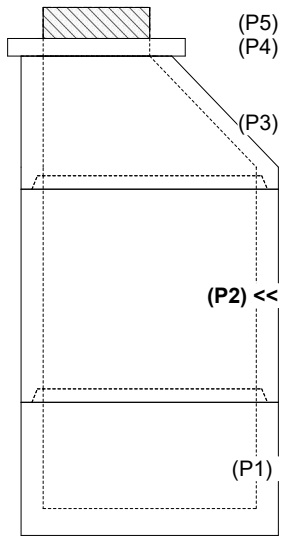
P5) 24" - CASTING HEIGHT - 7"	0 lb
P4) 24" - GRADE RING F/F - 4"	270 lb
P3) 48" - ECC CONE w/ 24" HOLE F/G - 30"	2050 lb
P2) 48" - MH RISER T/G - 48"	3353 lb
P1) 48" - MH BASE T/n - 24"	2738 lb
1) JOINT WRAP - 0.065"x6"x50' CONSEAL CS212	0 lb
1) JOINT WRAP PRIMER - CONSEAL CS-75 (1 gal.)	0 lb
1) 48" - MH INVERT CHANNEL - FULL HEIGHT	1440 lb
1) Chimney Seal - Trelleborg FlexRib Chimney Seal	10 lb
1) CASTING - HOE MC-420 F/C Sanitary	340 lb
2) 48" - Conseal CS-102 1.00" (Double)	0 lb
2) PSX - 16Y NYLO	16 lb
2) PSX - 12-06 NYLO	16 lb
8) MH Step ML-10-TDS-NCR - 10"	0 lb
Structure Total:	10233 lb

Structure Notes:
 STATION: 12+25 SAN LN A
 1. PER ASTM C-478 SPECS
 2. CONCRETE: 5,000 PSI AT 28 DAYS
 3. REINFORCEMENT: PER ASTM A615
 4. INVERT CHANNEL REQUIRED
 5. HOE MC-420 "SANITARY" SUPPLIED BY ICAST
 6. STEPS AT 0 DEGREES
 7. TRELLEBORG FLEXRIB 8.5" CHIMNEY SEAL SUPPLIED BY ICAST

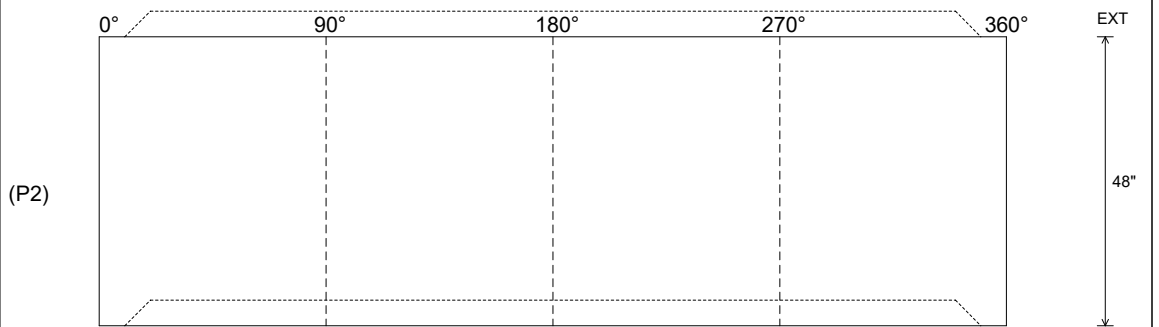
Rim: 424.95' Rim to Invert: 9.45' Slack: 3.4" Sump: 3" Step Position: 0°

Position	Elev	Angle	Ext. (cw)	Pipe	Pipe OD	Connector	Hole	Horz Size	Up (L)	Offset
Invert 1										
Invert 2										
Invert 3										
Invert 4										
Invert 5										
Invert 6										
Invert 7										
Invert 8										

RIGHT-SIDE UP VIEW (int. dimensions)



INSIDE WALL DIMENSIONS



Coating (Int): Coating (Ext):	Seam Up: Tongue Seam Dn: Groove	Wall Thickness: 5" Floor Height: 0"	Height (Int): 48" Height (Ext): 48"	Weight (Net): 3353 lb Volume (Net): 0.86cu.yd
----------------------------------	------------------------------------	--	--	--