

**Job Name: 24-1260 - Combined Sewer Separation Project Ph 3**  
**Job Location: Morganfield, KY 42437**  
**Contractor: Deig Bros Lumber & Construction Co, Inc.**

PC: J. Jarvis  
 TECH: K. Cardwell  
 Plant: Beaver Dam, KY



Structure ID: **CB 20**  
 Spec: KYTC  
 Type: DBI TYPE 11  
 Size: 24" x 30"

Rim: 425'  
 Invert: 421.22'  
 Rim to Invert: 3.78'

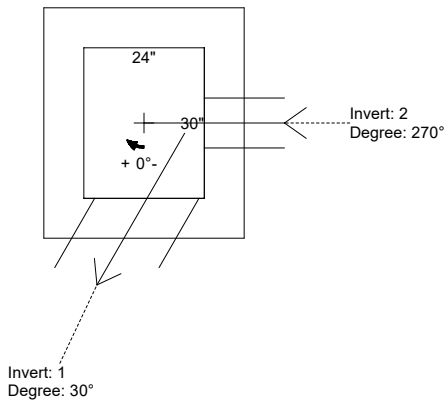
Sump: 0"  
 Floor (Top): 421.22'  
 Floor Height: 8"

Floor (Bot): 420.553'  
 Overall Height: 4.167'  
 Slack: 3.36"

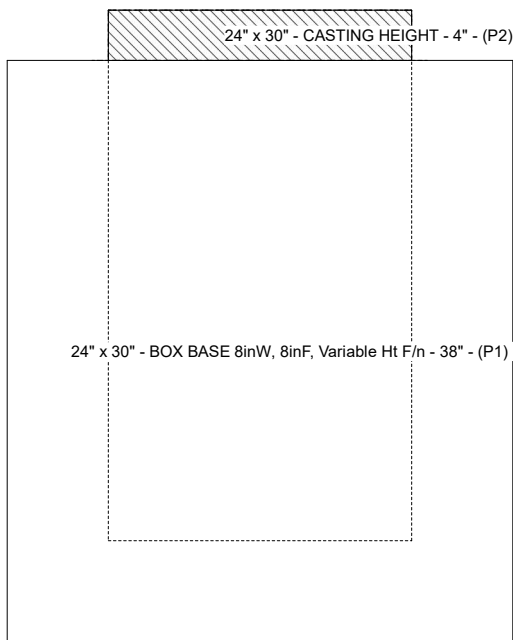
Structure Notes:  
 STATION: 2+21 STORM LN E  
 1. PER KYTC DBI TYPE 11 / ASTM C-913 SPECS  
 2. CONCRETE: 5,000 PSI AT 28 DAYS  
 3. REINFORCEMENT: #5 BAR @ 12" C.C. E.W. (GRADE 60)  
 4. KY-460 FRAME & GRATE SUPPLIED BY ICAST

STRUCTURE SUMMARY:

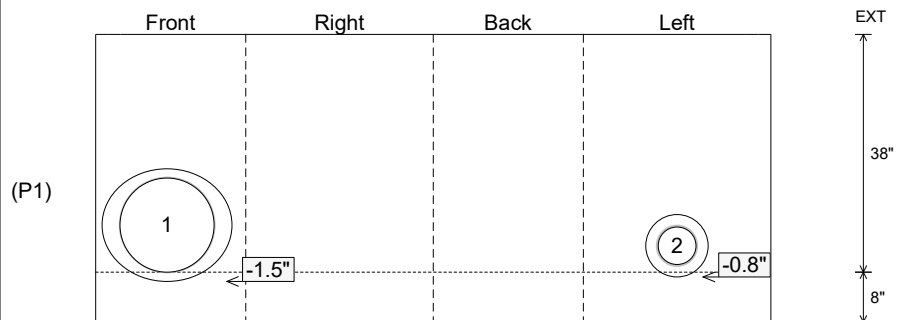
P2) 24" x 30" - CASTING HEIGHT - 4"	0 lb
P1) 24" x 30" - BOX BASE 8inW, 8inF, Variable Ht F/n - 38"	4557 lb
1) CASTING - HOE KY-460-11 F/G (DBI 11)	421 lb
1) 24" x 30" - Conseal CS-102 1.00"	0 lb
1) Hole - 18	0 lb
1) Hole - 10	0 lb
<b>Structure Total:</b>	<b>4978 lb</b>



Position	Elev	Angle	Pipe	Pipe OD	Hole	Connector	Up (")	Ref
Rim	425'							
Reducer								
Invert 1	421.22'	30°	15" PVC SDR35	15.3"	18"	Hole 18	-1.5"	P1
Invert 2	421.32'	270°	6" PVC SDR21	6.625"	10"	Hole 10	-0.8"	P1
Invert 3								
Invert 4								
Invert 5								
Invert 6								
Invert 7								
Invert 8								



**Cast (Int. Dim.) - Interior Dimensions**



Submittal Drawing  
 12/18/2025 9:24:34 AM

SUBMITTAL  
 APPROVED BY: