

Job Name: 24-1260 - Combined Sewer Separation Project Phase 3
 Job Location: Morganfield, KY 42437
 Contractor: Deig Bros Lumber & Construction Co, Inc.

Plant: Beaver Dam, KY

Tech: K. Cardwell

10/7/2025 9:03:59 AM

PC: A. Chambers



Structure ID: CB 17

P1 BX24300808VF

BOX BASE 8inW, 8inF, Variable Ht F/n

P2) 24" x 30" - CASTING HEIGHT - 4"
 P1) 24" x 30" - BOX BASE 8inW, 8inF, Variable Ht F/n - 41"
 1) CASTING - HOE KY-460-11 F/G (DBI 11)
 1) 24" x 30" - Conseal CS-102 1.00"
 1) Hole - 18

0 lb
 4880 lb
 421 lb
 0 lb
 0 lb

 Structure Total: 5301 lb

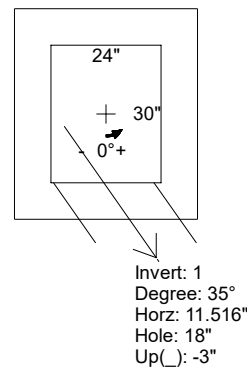
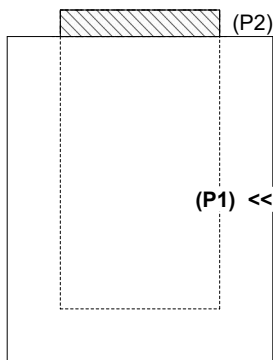
Structure Notes:
 STATION: 9+60 STORM LN A
 1. KYTC DBI TYPE 11 / ASTM C-913 SPECS
 2. CONCRETE: 5,000 PSI AT 28 DAYS
 3. REINFORCEMENT: #5 BAR @ 12" C.C. E.W. (GRADE 60) - 2" MIN. REBAR CLEARANCE (TYP)
 4. KY-460 FRAME & GRATE SUPPLIED BY ICAST

Rim: 423.9' Rim to Invert: 4' Slack: 3" Sump: 0" Step Position:

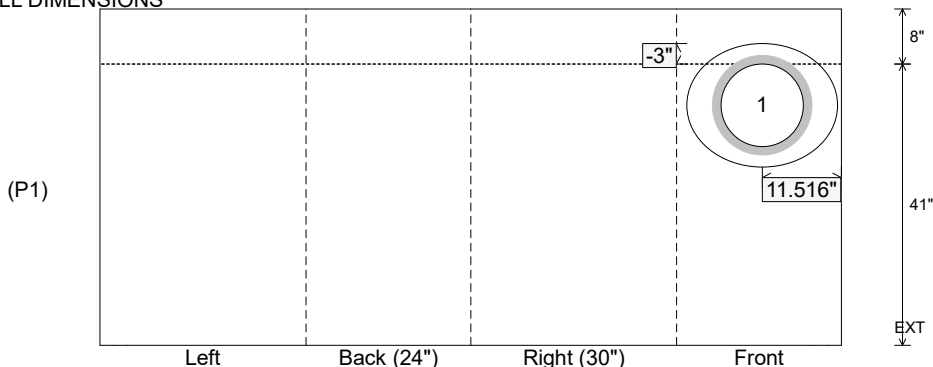
Position	Elev	Angle	Ext. (cw)	Pipe	Pipe OD	Connector	Hole	Horz Size	Up ()	Offset
Invert 1	419.9'	35°	25.118"	12" ADS N-12	14.5"	Hole 18	18"	21.974"	-3"	-9"
Invert 2										
Invert 3										
Invert 4										
Invert 5										
Invert 6										
Invert 7										
Invert 8										

RIGHT-SIDE UP VIEW (int. dimensions)

UPSIDE-DOWN VIEW (int. dimensions)



INSIDE WALL DIMENSIONS



Coating (Int):
 Coating (Ext):

Seam Up: Flat
 Seam Dn: n/a

Wall Thickness: 8"
 Floor Height: 8"

Height (Int): 41"
 Height (Ext): 49"

Weight (Net): 4880 lb
 Volume (Net): 1.25cu.yd