

Job Name: 23-2792 - Teal Dr. Development  
 Job Location: Gallatin, TN  
 Contractor: Stewart Richey

Plant: 100  
 3/25/2026 1:41:40 PM

Tech: J. Horsley - F  
 PC: C. Goff



**Structure ID: STM-D6**

**P1 BX3232-08BAVF**

**BOX BASE 8inW, 8inF, Variable Ht F/n**

- P2) 32" x 32" - CASTING HEIGHT - 0"
- P1) 32" x 32" - BOX BASE 8inW, 8inF, Variable Ht F/n - 32"
- 1) CASTING - JBS 4200 Grate
- 1) 32" x 32" - Conseal CS-102 1.00"
- 1) Hole - 26

0 lb  
 4627 lb  
 459 lb  
 0 lb  
 0 lb  
 -----  
 Structure Total: 5086 lb

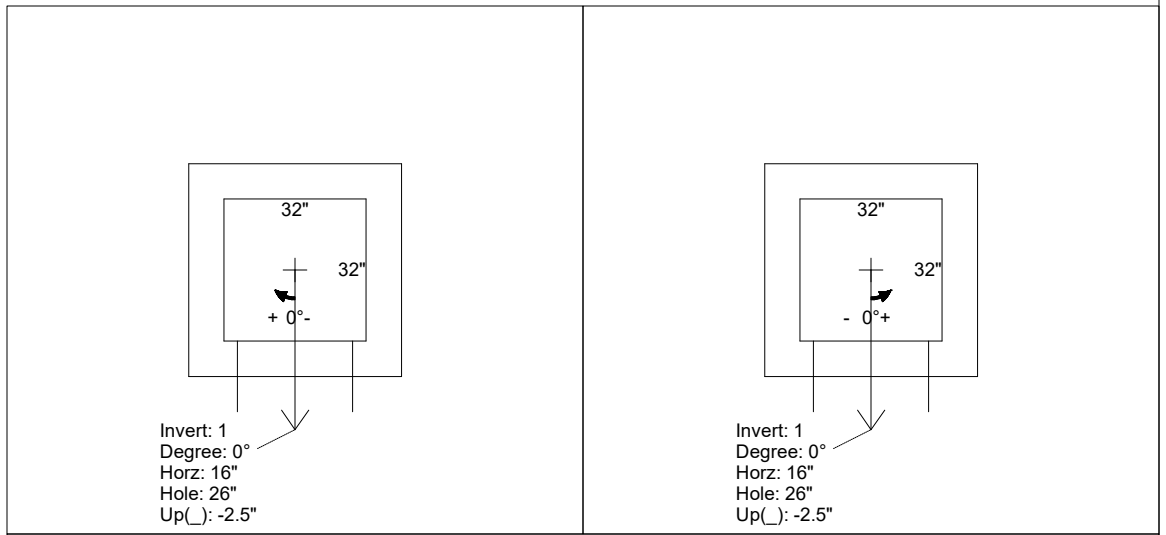
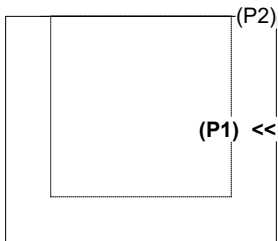
**Structure Notes:**  
 1. PER TDOT D-CB-42S / ASTM C913 SPEC'S.  
 2. CONCRETE = 4,000 PSI AT 28 DAYS.  
 3. NO STEPS AND NO INVERT CHANNEL.  
 4. CASTING BY ICAST (TNDOT TY.42 - JBS 4200 GRATE).  
 5. 2" WD x 2" DEEP GRATE SEAT/RECESS IN TOP OF WALLS.  
  
 REINFORCING PER ASTM A615 (GRADE 60).  
 \*\* SEE TDOT STD DRAWING D-CB-42S \*\*  
 - WALLS (As .62) #5 BARS AT 6" C.C.E.W.  
 - FLOOR (As .62) #5 BARS AT 6" C.C.E.W.

Rim: 470.18' Rim to Invert: 2.69' Slack: 0.28" Sump: 0" Step Position:

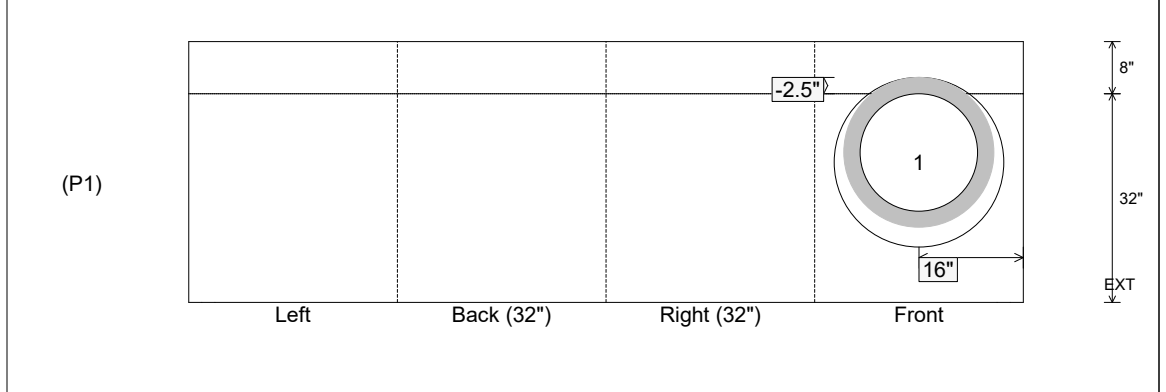
Position	Elev	Angle	Ext. (cw)	Pipe	Pipe OD	Connector	Hole	Horz Size	Up ( )	Offset
Invert 1	467.49'	0°	24"	18" RCP B WALL	23"	Hole 26	26"	26"	-2.5"	0"
Invert 2										
Invert 3										
Invert 4										
Invert 5										
Invert 6										
Invert 7										
Invert 8										

RIGHT-SIDE UP VIEW (int. dimensions)

UPSIDE-DOWN VIEW (int. dimensions)



INSIDE WALL DIMENSIONS



Coating (Int): Coating (Ext):	Seam Up: Flat Seam Dn: n/a	Wall Thickness: 8" Floor Height: 8"	Height (Int): 32" Height (Ext): 40"	Weight (Net): 4627 lb Volume (Net): 1.18cu.yd
----------------------------------	-------------------------------	--	--	--