

Job Name: 23-2792 - Teal Dr. Development
 Job Location: Gallatin, TN
 Contractor: Stewart Richey

Plant: 100
 3/25/2026 1:41:40 PM

Tech: J. Horsley - F
 PC: C. Goff



Structure ID: STM-D5

P1 BX28640606-VH

BOX BASE 6inW, 6inF, Variable Ht F/n

- P2) 28" x 64" - CASTING HEIGHT - 4"
- P1) 28" x 64" - BOX BASE 6inW, 6inF, Variable Ht F/n - 33"
- 2) CASTING - JBS 4315 F/G
- 1) 28" x 64" - Conseal CS-102 1.00"
- 1) Hole - 32
- 1) Hole - 26

0 lb
 4415 lb
 1000 lb
 0 lb
 0 lb
 0 lb

 Structure Total: 5415 lb

Structure Notes:
 1. PER ASTM C913 SPECIFICATIONS.
 2. CONCRETE = 4,000 PSI AT 28 DAYS.
 3. NO STEPS AND NO INVERT CHANNEL.
 4. CASTING BY ICAST (JBS 4315 F/G).

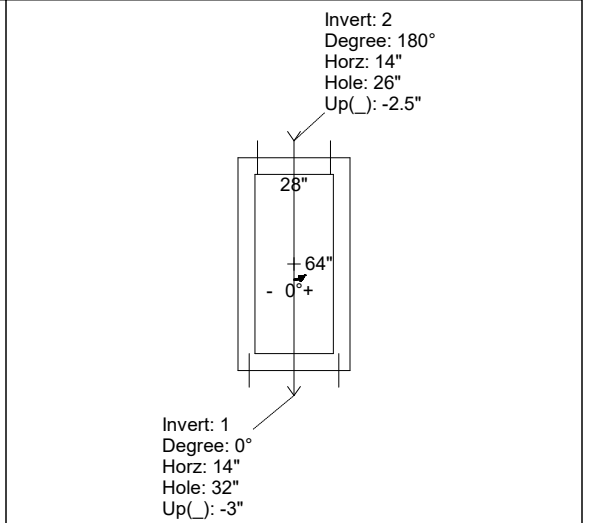
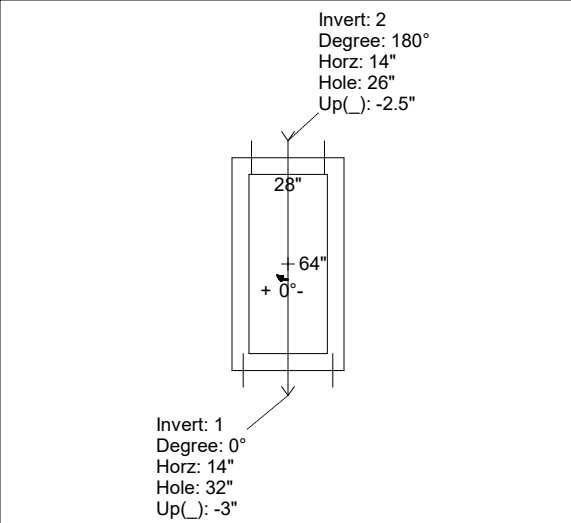
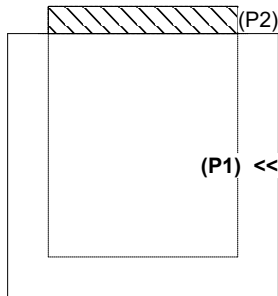
REINFORCING PER ASTM A615 (GRADE 60).
 - WALLS (As .31) #5 BARS AT 12" C.C.E.W.
 - FLOOR (As .31) #5 BARS AT 12" C.C.E.W.

Rim: 470.22' Rim to Invert: 3.09' Slack: 0.08" Sump: 0" Step Position:

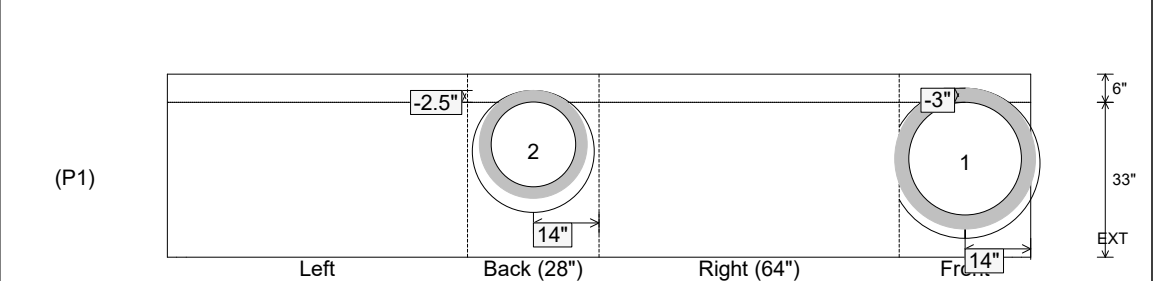
Position	Elev	Angle	Ext. (cw)	Pipe	Pipe OD	Connector	Hole	Horz Size	Up ()	Offset
Invert 1	467.13'	0°	20"	24" RCP B WALL	30"	Hole 32	32"	30"	-3"	0"
Invert 2	467.13'	180°	20"	18" RCP B WALL	23"	Hole 26	26"	26"	-2.5"	0"
Invert 3										
Invert 4										
Invert 5										
Invert 6										
Invert 7										
Invert 8										

RIGHT-SIDE UP VIEW (int. dimensions)

UPSIDE-DOWN VIEW (int. dimensions)



INSIDE WALL DIMENSIONS



Coating (Int): Coating (Ext):	Seam Up: Flat Seam Dn: n/a	Wall Thickness: 6" Floor Height: 6"	Height (Int): 33" Height (Ext): 39"	Weight (Net): 4415 lb Volume (Net): 1.13cu.yd
----------------------------------	-------------------------------	--	--	--