

Job Name: 23-2792 - Teal Dr. Development
 Job Location: Gallatin, TN
 Contractor: Stewart Richey

Plant: 100
 3/25/2026 1:41:39 PM

Tech: J. Horsley - F
 PC: C. Goff



Structure ID: STM-D4

P1 BX3030-06VH

BOX BASE 6inW, 6inF, Variable Ht F/n

- P2) 30" x 30" - CASTING HEIGHT - 4"
- P1) 30" x 30" - BOX BASE 6inW, 6inF, Variable Ht F/n - 37"
- 1) CASTING - JBS 4315 F/G
- 1) 30" x 30" - Conseal CS-102 1.00"
- 2) Hole - 32"

0 lb
 2963 lb
 500 lb
 0 lb
 0 lb

 Structure Total: 3463 lb

- Structure Notes:**
1. PER ASTM C913 SPECIFICATIONS.
 2. CONCRETE = 4,000 PSI AT 28 DAYS.
 3. NO STEPS AND NO INVERT CHANNEL.
 4. CASTING BY ICAST (JBS 4315 F/G).

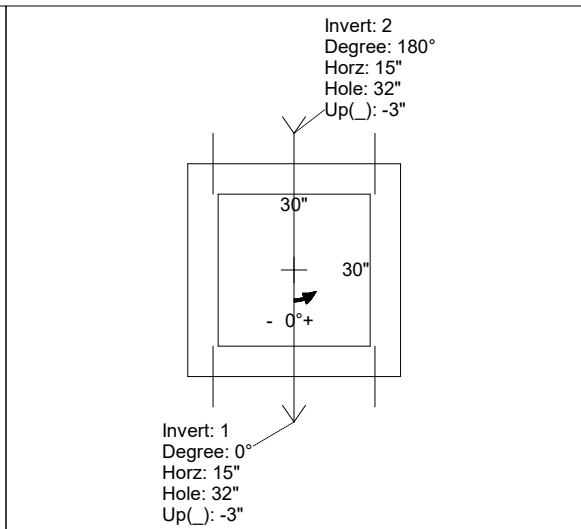
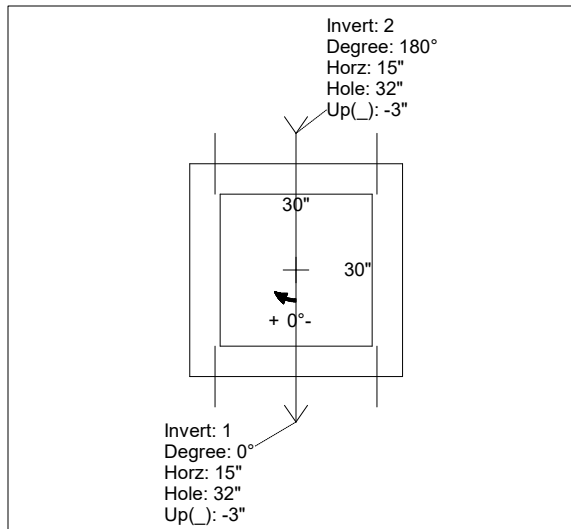
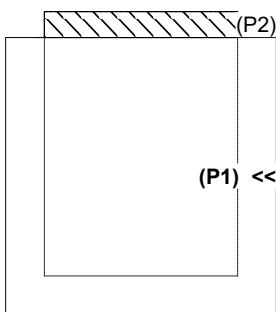
REINFORCING PER ASTM A615 (GRADE 60).
 - WALLS (As .12) #5 BARS AT 12" C.C.E.W.
 - FLOOR (As .12) #5 BARS AT 12" C.C.E.W.

Rim: 470.23' Rim to Invert: 3.46' Slack: 0.52" Sump: 0" Step Position:

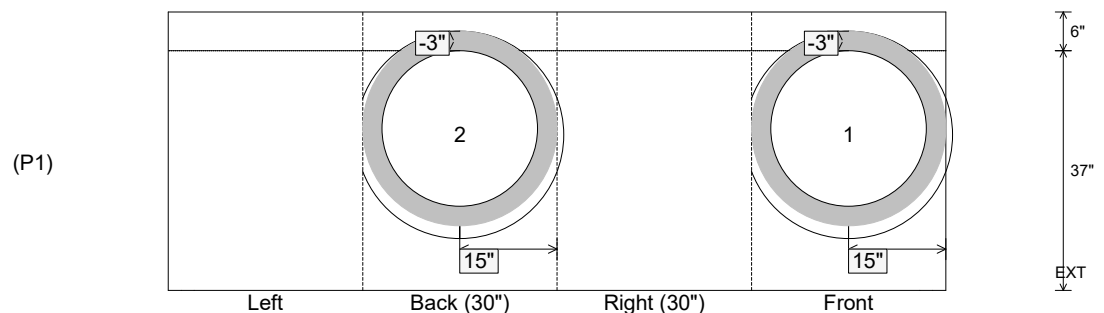
Position	Elev	Angle	Ext. (cw)	Pipe	Pipe OD	Connector	Hole	Horz Size	Up ()	Offset
Invert 1	466.77'	0°	21"	24" RCP B WALL	30"	Hole 32	32"	31"	-3"	0"
Invert 2	466.77'	180°	21"	24" RCP B WALL	30"	Hole 32	32"	31"	-3"	0"
Invert 3										
Invert 4										
Invert 5										
Invert 6										
Invert 7										
Invert 8										

RIGHT-SIDE UP VIEW (int. dimensions)

UPSIDE-DOWN VIEW (int. dimensions)



INSIDE WALL DIMENSIONS



Coating (Int):
 Coating (Ext):

Seam Up: Flat
 Seam Dn: n/a

Wall Thickness: 6"
 Floor Height: 6"

Height (Int): 37"
 Height (Ext): 43"

Weight (Net): 2963 lb
 Volume (Net): 0.76cu.yd