

Job Name: 23-2792 - Teal Dr. Development
 Job Location: Gallatin, TN
 Contractor: Stewart Richey

Plant: 100
 3/25/2026 1:41:30 PM

Tech: J. Horsley - F
 PC: C. Goff



Structure ID: STM-A5

P1 BX3030-06VH

BOX BASE 6inW, 6inF, Variable Ht F/n

- P2) 30" x 30" - CASTING HEIGHT - 6"
- P1) 30" x 30" - BOX BASE 6inW, 6inF, Variable Ht F/n - 28"
- 1) CASTING - JBS 3101 Single Set (F/G/H)
- 1) 30" x 30" - Conseal CS-102 1.00"
- 1) Hole - 26

0 lb
 2609 lb
 619 lb
 0 lb
 0 lb

 0 lb
 Structure Total: 3228 lb

Structure Notes:
 1. PER ASTM C913 SPECIFICATIONS.
 2. CONCRETE = 4,000 PSI AT 28 DAYS.
 3. NO STEPS AND NO INVERT CHANNEL.
 4. CASTING BY ICAST (JBS 3101 SINGLE SET (F/G/H)).

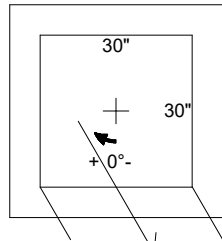
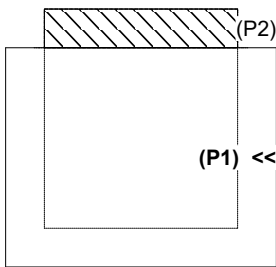
REINFORCING PER ASTM A615 (GRADE 60).
 - WALLS (As .12) #5 BARS AT 12" C.C.E.W.
 - FLOOR (As .12) #5 BARS AT 12" C.C.E.W.

Rim: 468.91' Rim to Invert: 2.9' Slack: 0.8" Sump: 0" Step Position:

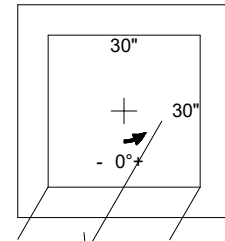
Position	Elev	Angle	Ext. (cw)	Pipe	Pipe OD	Connector	Hole	Horz Size	Up ()	Offset
Invert 1	466.01'	330°	17.5"	18" RCP B WALL	23"	Hole 26	26"	29.995", 0.046"	-2.5"	7.486"
Invert 2										
Invert 3										
Invert 4										
Invert 5										
Invert 6										
Invert 7										
Invert 8										

RIGHT-SIDE UP VIEW (int. dimensions)

UPSIDE-DOWN VIEW (int. dimensions)

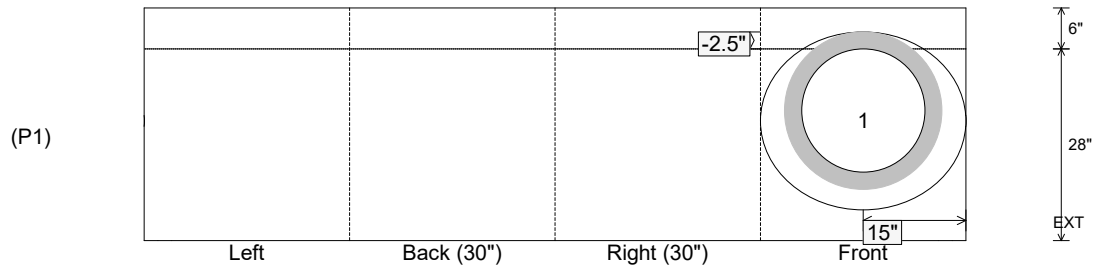


Invert: 1
 Degree: 330°
 Horz: 15"
 Hole: 26"
 Up(): -2.5"



Invert: 1
 Degree: 330°
 Horz: 15"
 Hole: 26"
 Up(): -2.5"

INSIDE WALL DIMENSIONS



Coating (Int):
 Coating (Ext):

Seam Up: Flat
 Seam Dn: n/a

Wall Thickness: 6"
 Floor Height: 6"

Height (Int): 28"
 Height (Ext): 34"

Weight (Net): 2609 lb
 Volume (Net): 0.67cu.yd