

Job Name: 23-1914 - KYTC Daviess County ID 231032
 Job Location: Owensboro, KY 42701
 Contractor: Mick-Murf Construction Inc.

Plant: 100

Tech: J. Horsley

1/8/2026 10:14:02 AM

PC: C. Goff



Structure ID: 068 (DBI-16S)

P1 BX2460-08BAVF

BOX BASE 8inW, 8inF, Variable Ht F/n

- P3) 15" x 59" - P.I.P. - BY OTHERS - 8"
- P2) 24" x 60" - CB FLAT TOP 8"W w/15"x59" HOLE F/F - 8"
- P1) 24" x 60" - BOX BASE 8inW, 8inF, Variable Ht F/n - 41"
- 1) 24" x 60" - Conseal CS-102 1.00"
- 1) Hole - 22
- 1) Hole - 18
- 1) DOGHOUSE INVRTD - 16"x15"
- 1) Hole - 6

- 0 lb
- 1447 lb
- 6928 lb
- 0 lb
- 0 lb
- 0 lb
- 0 lb
- 0 lb
- 0 lb

Structure Total: 8375 lb

Structure Notes:

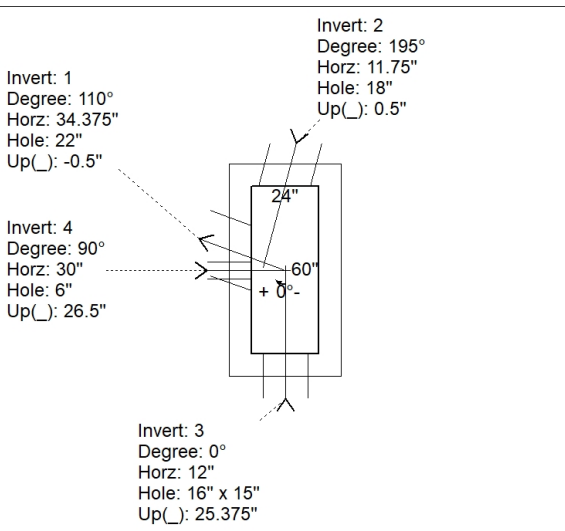
- **KYTC STATE PROJECT**
 - 1. KYTC DBI TYPE 16S / ASTM C-913 SPEC'S.
 - 2. CONCRETE = 4,000 PSI AT 28 DAYS.
 - 3. NO STEPSS & NO INVERT CHANNEL.
 - 4. HOE K-230S F/G (DBI-16S) - BY OTHERS.
 - 5. STUB #5 BARS 6" OUT TOP OF TOP SLAB SPA AT 12" C/C AROUND 15X27 HOLE
- REINFORCING PER ASTM A615 (GRADE 60).
 - TOP: SLAB (As .62) #5 BARS AT 6" C.C.E.W. (DBL MAT).
 - WALLS (As .31) #5 BARS AT 12" C.C.E.W.
 - FLOOR (As .31) #5 BARS AT 12" C.C.E.W.

Rim: 425.4' Rim to Invert: 4.81' Slack: 0.72' Sump: 0' Step Position:

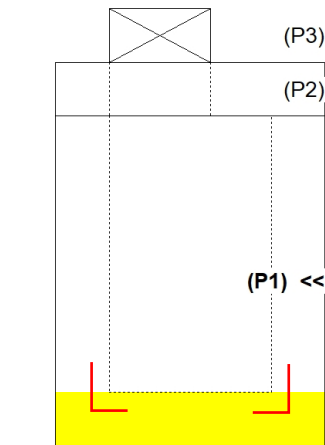
Position	Elev	Angle	Ext. (cw)	Pipe	Pipe OD	Connector	Hole	Horz Size	Up ()	Offset
Invert 1	420.59'	110°	45.25"	18" CMP	19"	Hole 22	22"	23.412"	-0.5"	0"
Invert 2	420.67'	195°	21.875"	15" CMP	16"	Hole 18	18"	18.635"	0.5"	-8"
Invert 3	422.75'	0°	20"	12" CMP SLTD DRN	13"	DOGHOUSE INVRTD 16"x15"	16" x 15"	16"	25.375"	0"
Invert 4	422.83'	90°	38"	4" HDPE (perf pipe)	4.8"	Hole 6	6"	6"	26.5"	0"
Invert 5										
Invert 6										
Invert 7										
Invert 8										

RIGHT-SIDE UP VIEW (int. dimensions)

UPSIDE-DOWN VIEW (int. dimensions)

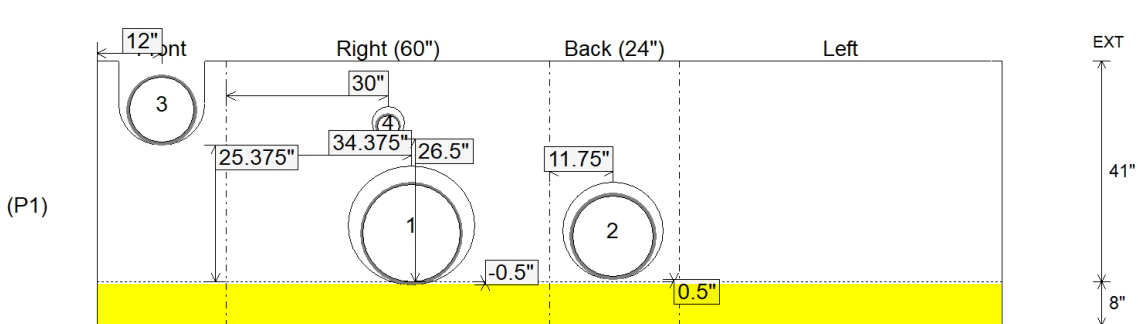


**1ST POUR (FLOOR) = 2,049 LBS
 2ND POUR (WALLS) = 4,879 LBS**



**1ST POUR (FLOOR)
 STUB #5 L BARS OUT TOP
 OF FLOOR FOR
 CONNECTING WALLS**

INSIDE WALL DIMENSIONS



Coating (Int):
Coating (Ext):

Seam Up: Flat
Seam Dn: n/a

Wall Thickness: 8"
Floor Height: 8"

Height (Int): 41"
Height (Ext): 49"

Weight (Net): 6928 lb
Volume (Net): 1.77cu.yd

Job Name: 23-1914 - KYTC Daviess County ID 231032
 Job Location: Owensboro, KY 42701
 Contractor: Mick-Murf Construction Inc.

Plant: 100

Tech: J. Horsley

1/8/2026 10:14:02 AM

PC: C. Goff



Structure ID: 068 (DBI-16S)

P1A BX2460-08BAVF

BOX BASE 8inW, 8inF, Variable Ht F/n

- P3) 15" x 59" - P.I.P. - BY OTHERS - 8"
- P2) 24" x 60" - CB FLAT TOP 8"W w/15"x59" HOLE F/F - 8"
- P1) 24" x 60" - BOX BASE 8inW, 8inF, Variable Ht F/n - 41"
- 1) 24" x 60" - Conseal CS-102 1.00"
- 1) Hole - 22
- 1) Hole - 18
- 1) DOGHOUSE INVRTD - 16"x15"
- 1) Hole - 6

0 lb
 1447 lb
 6928 lb
 0 lb
 0 lb
 0 lb
 0 lb
 0 lb
 0 lb

Structure Total: 8375 lb

Structure Notes:

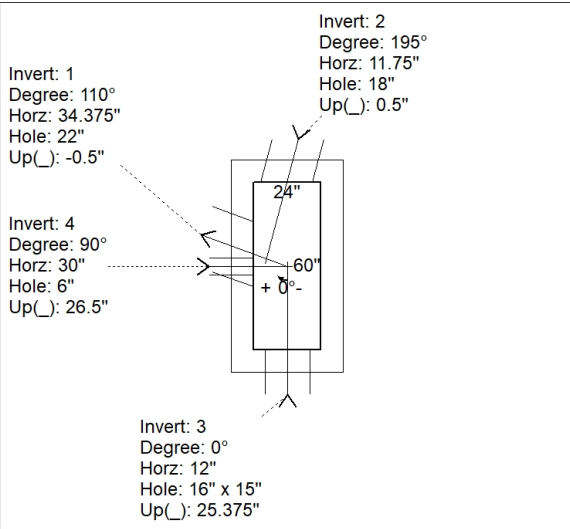
- **KYTC STATE PROJECT**
 - 1. KYTC DBI TYPE 16S / ASTM C-913 SPEC'S.
 - 2. CONCRETE = 4,000 PSI AT 28 DAYS.
 - 3. NO STEPSS & NO INVERT CHANNEL.
 - 4. HOE K-230S F/G (DBI-16S) - BY OTHERS.
 - 5. STUB #5 BARS 6" OUT TOP OF TOP SLAB SPA AT 12" C/C AROUND 15X27 HOLE
- REINFORCING PER ASTM A615 (GRADE 60).
 - TOP: SLAB (As .62) #5 BARS AT 6" C.C.E.W. (DBL MAT).
 - WALLS (As .31) #5 BARS AT 12" C.C.E.W.
 - FLOOR (As .31) #5 BARS AT 12" C.C.E.W.

Rim: 425.4' Rim to Invert: 4.81' Slack: 0.72' Sump: 0' Step Position:

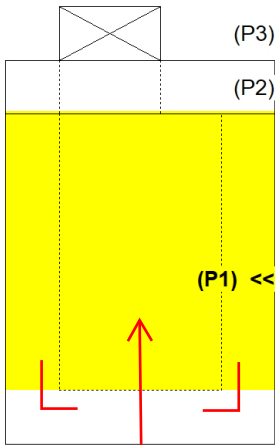
Position	Elev	Angle	Ext. (cw)	Pipe	Pipe OD	Connector	Hole	Horz Size	Up ()	Offset
Invert 1	420.59'	110°	45.25"	18" CMP	19"	Hole 22	22"	23.412"	-0.5"	0"
Invert 2	420.67'	195°	21.875"	15" CMP	16"	Hole 18	18"	18.635"	0.5"	-8"
Invert 3	422.75'	0°	20"	12" CMP SLTD DRN	13"	DOGHOUSE INVRTD 16"x15"	16" x 15"	16"	25.375"	0"
Invert 4	422.83'	90°	38"	4" HDPE (perf pipe)	4.8"	Hole 6	6"	6"	26.5"	0"
Invert 5										
Invert 6										
Invert 7										
Invert 8										

RIGHT-SIDE UP VIEW (int. dimensions)

UPSIDE-DOWN VIEW (int. dimensions)

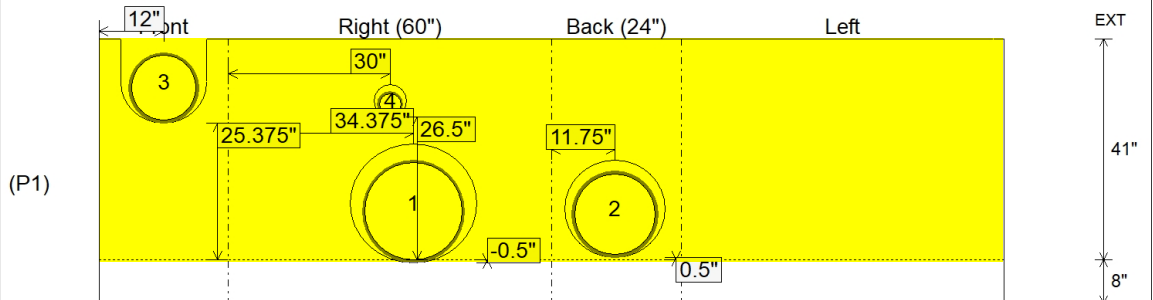


**1ST POUR (FLOOR) = 2,049 LBS
 2ND POUR (WALLS) = 4,879 LBS**



2ND POUR (WALLS)

INSIDE WALL DIMENSIONS



Coating (Int):
 Coating (Ext):

Seam Up: Flat
 Seam Dn: n/a

Wall Thickness: 8"
 Floor Height: 8"

Height (Int): 41"
 Height (Ext): 49"

Weight (Net): 6928 lb
 Volume (Net): 1.77cu.yd