

Job Name: 23-1541E Springfield Water Connect
 Job Location: Perryville, KY
 Contractor: Weddle Enterprises, Inc

Plant: Beaver Dam
 10/17/2025 8:43:56 AM

Tech: J. Coppage
 PC: C. Goff



Structure ID: Riser

P1 MH048RS72S

MH RISER SPECIAL

- P1) 48" - MH RISER SPECIAL - 72"
- 1) 48" - DBL 1"x14.5' Butyl (2x)
- 2) PSX - 14M DD

4899 lb
 0 lb
 15 lb

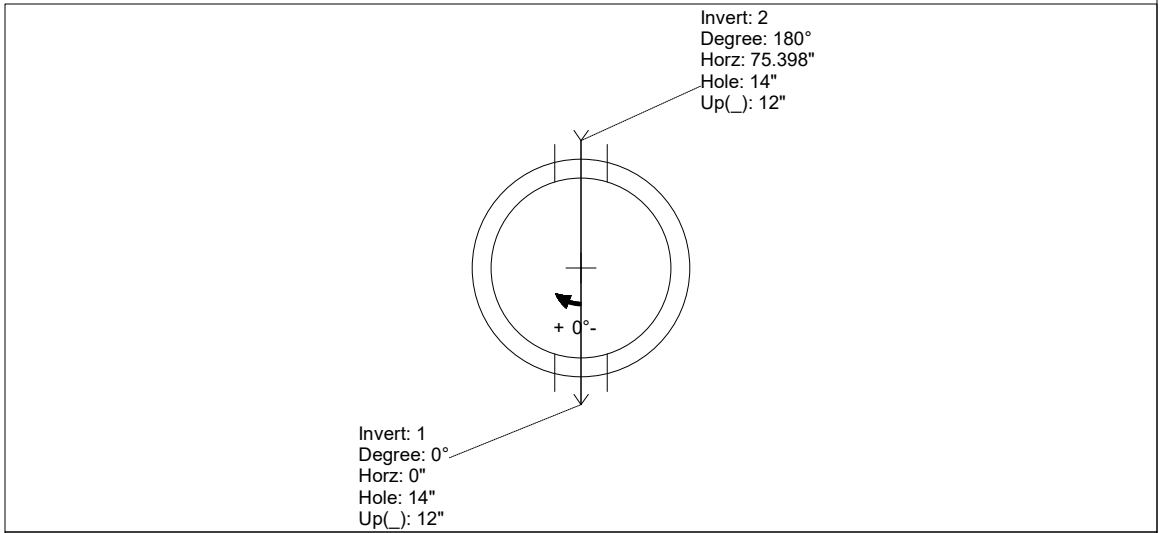
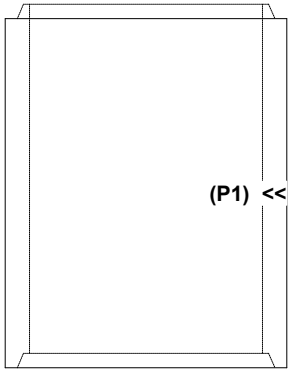
 Structure Total: 4914 lb

- Structure Notes:**
1. PER ASTM C478 SPECIFICATIONS.
 2. CONCRETE = 4,000 PSI AT 28 DAYS.
 3. REINFORCING PER ASTM A615 (GRADE 60).
 - CONE (As .12)
 - RISER/WALLS (As .12)
 - FLOOR (As .31) #5 BARS AT 12" C.C.E.W.

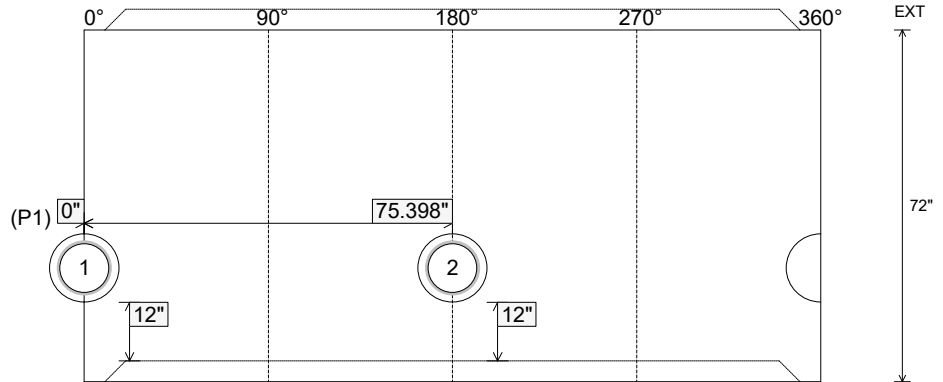
Rim: 6' Rim to Invert: 4.479' Slack: 0" Sump: 0" Step Position:

Position	Elev	Angle	Ext. (cw)	Pipe	Pipe OD	Connector	Hole	Horz Size	Up ()	Offset
Invert 1	1.521'	0°	0"	10" DI	11.1"	PSX 14M DD	14"	14.207"	12"	0"
Invert 2	1.521'	180°	91.106"	10" DI	11.1"	PSX 14M DD	14"	14.207"	12"	0"
Invert 3										
Invert 4										
Invert 5										
Invert 6										
Invert 7										
Invert 8										

RIGHT-SIDE UP VIEW (int. dimensions)



INSIDE WALL DIMENSIONS



Coating (Int): Coating (Ext):	Seam Up: Tongue Seam Dn: Groove	Wall Thickness: 5" Floor Height: 0"	Height (Int): 72" Height (Ext): 72"	Weight (Net): 4899 lb Volume (Net): 1.25cu.yd
----------------------------------	------------------------------------	--	--	--