

Job Name: 26-1228 - L&N Federal Credit Union
 Job Location: Louisville, KY 40243
 Contractor: H & W Landworks

Plant: 100

5/6/2026 12:05:18 PM

Tech: Jared - A

PC: T. Lewis



Structure ID: S-2-3 ST-MH

P1 MH048BA24

MH BASE T/n

- P3) 24" - CASTING HEIGHT - 7"
- P2) 48" - MH FLAT TOP w/ 24" ECC Hole F/G - 12"
- P1) 48" - MH BASE T/n - 24"
- 1) CASTING - HOE MC-420 F/C Storm
- 1) 48" - Conseal CS-102 1.00"
- 2) Hole - 18

0 lb
 1561 lb
 2789 lb
 340 lb
 0 lb
 0 lb

 4690 lb

Structure Total: 4690 lb

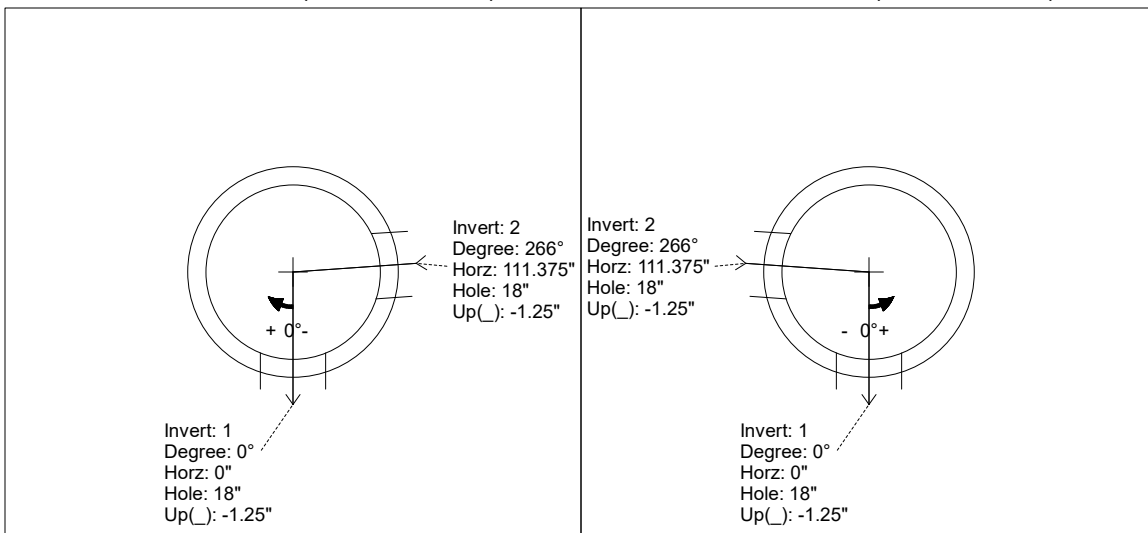
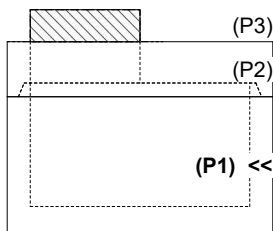
- Structure Notes:**
1. PER LOUISVILLE MSD / ASTM C-478 SPECS
 2. CONCRETE: 4,000 PSI AT 28 DAYS
 3. REINFORCEMENT: PER ASTM A615
 4. NO STORM INVERT
 5. NO STEPS
 6. HOE MC-420 FRAME & COVER "STORM MSD" SUPPLIED BY ICAST

Rim: 746.24' Rim to Invert: 3.76' Slack: 2.12" Sump: 0" Step Position:

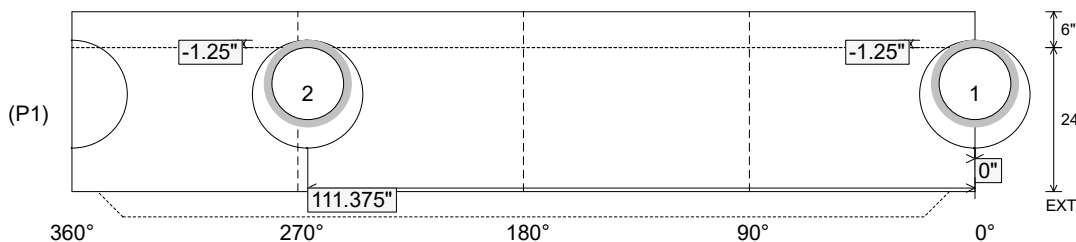
Position	Elev	Angle	Ext. (cw)	Pipe	Pipe OD	Connector	Hole	Horz Size	Up ()	Offset
Invert 1	742.48'	0°	0"	12" ADS N-12	14.5"	Hole 18	18"	18.451"	-1.25"	0"
Invert 2	742.48'	266°	134.625"	12" ADS N-12	14.5"	Hole 18	18"	18.451"	-1.25"	0"
Invert 3										
Invert 4										
Invert 5										
Invert 6										
Invert 7										
Invert 8										

RIGHT-SIDE UP VIEW (int. dimensions)

UPSIDE-DOWN VIEW (int. dimensions)



INSIDE WALL DIMENSIONS



Coating (Int):
 Coating (Ext):

Seam Up: Tongue
 Seam Dn: n/a

Wall Thickness: 5"
 Floor Height: 6"

Height (Int): 24"
 Height (Ext): 30"

Weight (Net): 2789 lb
 Volume (Net): 0.71cu.yd