

Job Name: 26-1227 - Project Colt
 Job Location: Evansville, IN
 Contractor: Russell's Excavating

Plant: 100
 5/12/2026 11:30:20 AM

Tech: Jared - F
 PC: A. Chambers



Structure ID: 108-18 MHK

P1 MH072BAVF

MH BASE Custom Ht T/n

- P5) 24" x 36" - CASTING HEIGHT - 4"
- P4) 48" - MH FLAT TOP w/24"x36" Hole F/F - 7"
- P3) 48" - MH RISER Custom Ht F/G - 23"
- P2) 72" - MH Transition Slab 48" Hole T/G - 15"
- P1) 72" - MH BASE Custom Ht T/n - 62"
- 1) CASTING - HOE 518 F/G
- 1) 72" - Conseal CS-102 1.00"
- 2) 48" - Conseal CS-102 1.00"
- 1) 24" x 36" - Conseal CS-102 1.00"
- 2) Hole - 50
- 2) Hole - 6
- 8) MH Step ML-10-TDS-NCR - 10"

0 lb
 1044 lb
 1583 lb
 3864 lb
 10432 lb
 354 lb
 0 lb
 0 lb
 0 lb
 0 lb
 0 lb
 0 lb
 0 lb
 0 lb

 Structure Total: 17278 lb

Structure Notes:
 1. INDOT MH TYPE K / ASTM C478 SPEC'S.
 2. CONCRETE = 4,000 PSI AT 28 DAYS.
 3. NO INVERT CHANNEL.
 4. CASTING BY ICAST (HOE 518 F/G).

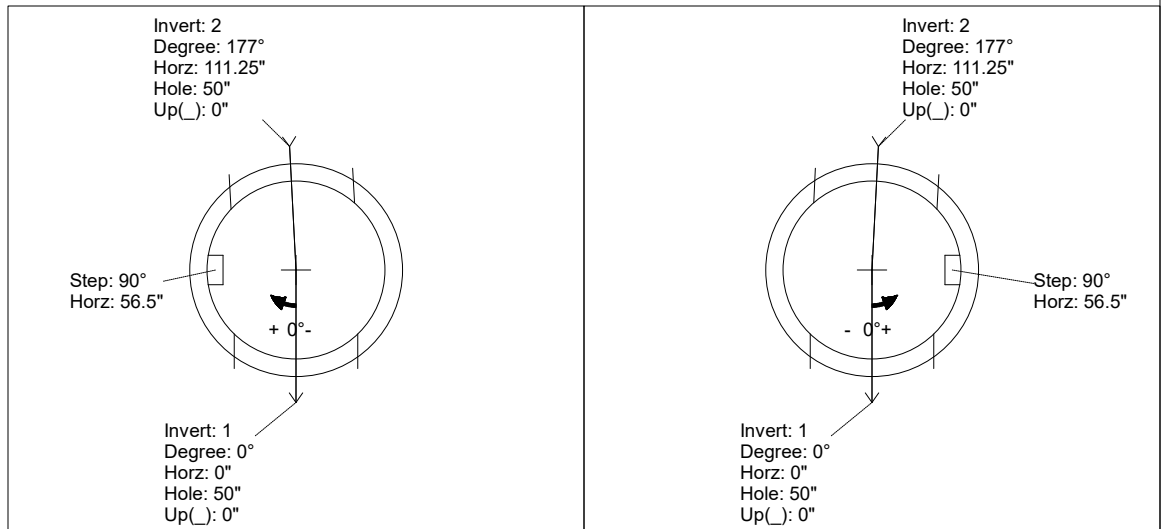
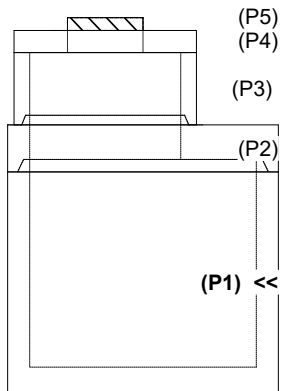
REINFORCING PER ASTM A615 (GRADE 60).
 - TOP SLAB (As .62) #5 BARS AT 6" C.C.E.W..
 - RISER/WALLS (As .12)
 - TRANS. SLAB (As .62) #5 BARS AT 6" C.C.E.W..
 - RISER/WALLS (As .18)
 - FLOOR (As .37) #5 BARS AT 10" C.C.E.W.

Rim: 384.68' Rim to Invert: 9.04' Slack: 0.6" Sump: 3.12" Step Position: 90°

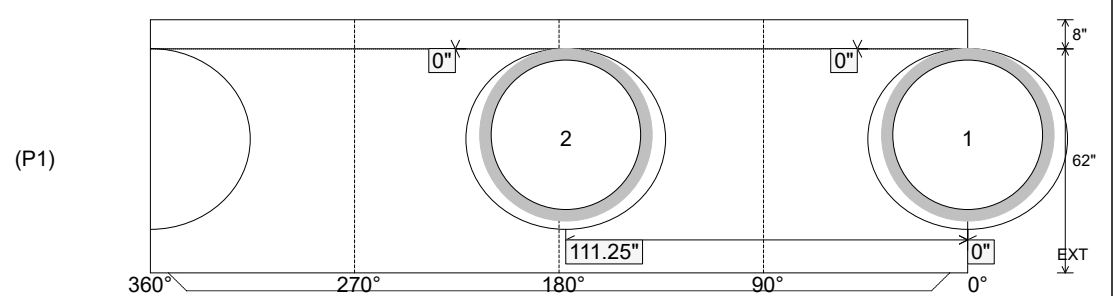
Position	Elev	Angle	Ext. (cw)	Pipe	Pipe OD	Connector	Hole	Horz Size	Up ()	Offset
Invert 1	375.64'	0°	0"	42" HDPE	47.7"	Hole 50	50"	55.271"	0"	0"
Invert 2	375.64'	177°	132.875"	42" HDPE	47.7"	Hole 50	50"	55.271"	0"	0"
Invert 3										
Invert 4										
Invert 5										
Invert 6										
Invert 7										
Invert 8										

RIGHT-SIDE UP VIEW (int. dimensions)

UPSIDE-DOWN VIEW (int. dimensions)



INSIDE WALL DIMENSIONS



Coating (Int): Coating (Ext):	Seam Up: Tongue Seam Dn: n/a	Wall Thickness: 7" Floor Height: 8"	Height (Int): 62" Height (Ext): 70"	Weight (Net): 10432 lb Volume (Net): 2.66cu.yd
----------------------------------	---------------------------------	--	--	---