

Job Name: 25-2952 - KYTC Jefferson Co Call 106 (251315)	Plant: 100	Tech: J. Horsley - A	
Job Location: Indiana, KY Contractor: Louisville Paving and Construction	5/12/2026 12:59:27 PM	PC: J. Jarvis	

Structure ID: 125

P1 BX18180606VF

BOX BASE 6inW, 6inF, Variable Ht T/n

- P3) 18" x 18" - CASTING HEIGHT - 4"
- P2) 18" x 18" - BOX RISER 6inW, Variable Ht F/G - 12"
- P1) 18" x 18" - BOX BASE 6inW, 6inF, Variable Ht T/n - 20"
- 2) 18" x 18" - Conseal CS-102 1.00"
- 1) Hole - 16

0 lb
580 lb
1319 lb
0 lb
0 lb

Structure Total: 1899 lb

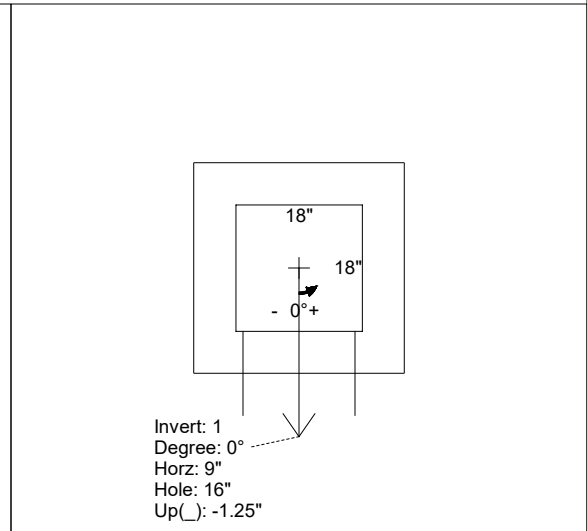

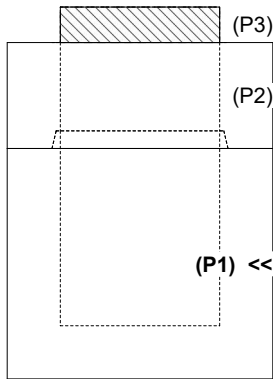
- Structure Notes:
1. PER MSD YARD DRAIN / ASTM C-913 SPECS
 2. CONCRETE: 4,000 PSI AT 28 DAYS
 3. REINFORCEMENT: #4 BAR @ 12" C.C. E.W. (GRADE 60) - 2" MIN. REBAR CLEARANCE (TYP)
 4. NO STORM INVERT
 5. NO STEPS
 6. HOE 165-A FRAME & GRATE SUPPLIED BY OTHERS

Rim: 566.35' Rim to Invert: 3' Slack: 0" Sump: 0" Step Position:

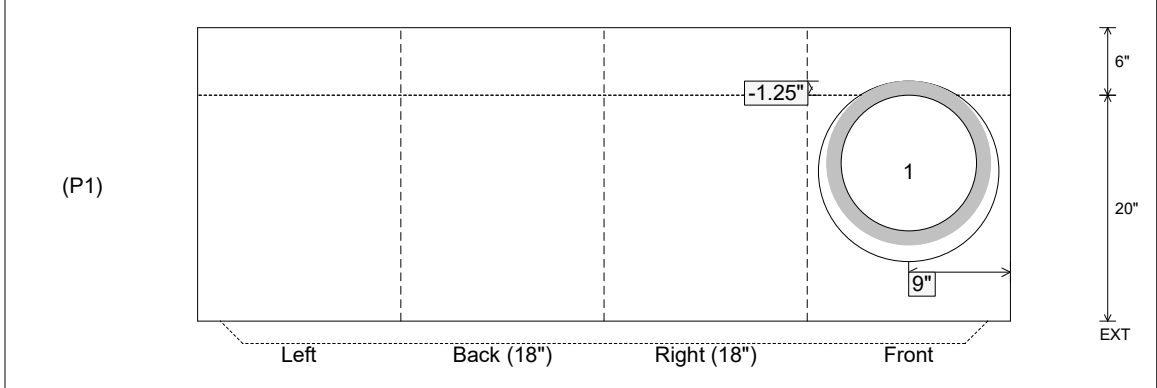
Position	Elev	Angle	Ext. (cw)	Pipe	Pipe OD	Connector	Hole	Horz Size	Up ()	Offset
Invert 1	563.35'	0°	15"	12" HDPE	14.5"	Hole 16	16"	16"	-1.25"	0"
Invert 2										
Invert 3										
Invert 4										
Invert 5										
Invert 6										
Invert 7										
Invert 8										

RIGHT-SIDE UP VIEW (int. dimensions)

UPSIDE-DOWN VIEW (int. dimensions)



INSIDE WALL DIMENSIONS



Coating (Int): Coating (Ext):	Seam Up: Tongue Seam Dn: n/a	Wall Thickness: 6" Floor Height: 6"	Height (Int): 20" Height (Ext): 26"	Weight (Net): 1319 lb Volume (Net): 0.34cu.yd
----------------------------------	---------------------------------	--	--	--