




Assembly/Submittal drawing




Production drawing

Job Number:	26-2037	
Part Ref.:	P3	
Product Code:	MH120RS84	
Weight:	31909 lb	
Production Date:		
Structure ID:	15-CS-10	
Spec./Type:	Storm-Pipe Centered	Type: STM.MH
Structure Size:	120"	
Station:		
Customer Name:	Contech Engineering Solutions	
Project Name:	26-2037 830068 Marketplace	



Assembly/Submittal drawing



Production drawing

Job Number:	26-2037	
Part Ref.:	P3	
Product Code:	MH120RS90	
Weight:	34189 lb	
Production Date:		
Structure ID:	30-CS-10	
Spec./Type:	Storm-Pipe Centered	Type: STM.MH
Structure Size:	120"	
Station:		
Customer Name:	Contech Engineering Solutions	
Project Name:	26-2037 830068 Marketplace	



Assembly/Submittal drawing



Production drawing

Job Number: 25-4299
 Part Ref.: P2
 Product Code: MH048LD07-2436 LOU-MSD
 Weight: 1044 lb
 Production Date:
 Structure ID: **E4**
 Spec./Type: MSD Type: CI DOUBLE
 Structure Size: 48"
 Station:
 Customer Name: Dan Cristiani Excavating Co. Inc.
 Project Name: 25-4299 - Seneca High School



Assembly/Submittal drawing



Production drawing

Job Number:	25-4299	
Part Ref.:	P1	
Product Code:	MH048BAVF	
Weight:	2926 lb	
Production Date:		
Structure ID:	E4	
Spec./Type:	MSD	Type: CI DOUBLE
Structure Size:	48"	
Station:		
Customer Name:	Dan Cristiani Excavating Co. Inc.	
Project Name:	25-4299 - Seneca High School	



Assembly/Submittal drawing



Production drawing

Job Number: 26-1227
 Part Ref.: P4
 Product Code: MH048LD07-24X36RECT
 Weight: 1044 lb
 Production Date:
 Structure ID: **108-18 MHK**
 Spec./Type: INDOT
 Structure Size: 72"
 Station:
 Customer Name: Russell's Excavating
 Project Name: 26-1227 - Project Colt

Type: INDOT MH K - TRANS



Assembly/Submittal drawing



Production drawing

Job Number: 25-4733
 Part Ref.: P1
 Product Code: MH048BA36
 Weight: 3575 lb
 Production Date:
 Structure ID: **STMH-D1**
 Spec./Type: Storm
 Structure Size: 48"
 Station:
 Customer Name: Core & Main LP (Lou)
 Project Name: 25-4733 - The Paddock

Type: STM.MH




Assembly/Submittal drawing



Production drawing

Job Number: 25-4733
 Part Ref.: P1
 Product Code: MH048BA24
 Weight: 2959 lb
 Production Date:
 Structure ID: **SSWR-9**
 Spec./Type: Sanitary
 Structure Size: 48"
 Station:
 Customer Name: Core & Main LP (Lou)
 Project Name: 25-4733 - The Paddock

Type: SAN.MH




Assembly/Submittal drawing



Production drawing

Job Number: 26-1219
 Part Ref.: P2
 Product Code: MH048RS60CDARED
 Weight: 4192 lb
 Production Date:
 Structure ID: **5-9 SS-MH**
 Spec./Type: Sanitary Type: SAN.MH w/ConBlock-CDA Red
 Structure Size: 48"
 Station:
 Customer Name: Hayes Pipe Supply
 Project Name: 26-1219 - 1662 Pinkerton Road



Assembly/Submittal drawing



Production drawing

Job Number:	25-4279	
Part Ref.:	P3	
Product Code:	MH048LD12ECC	
Weight:	1561 lb	
Production Date:		
Structure ID:	105+86 ARV	
Spec./Type:	Sanitary	Type: Air Release MH
Structure Size:	48"	
Station:		
Customer Name:	CITCO Water	
Project Name:	25-4279 - KYTC Christian Co (251031)	



Assembly/Submittal drawing



Production drawing

Job Number:	25-4279	
Part Ref.:	P3	
Product Code:	MH048LD12ECC	
Weight:	1561 lb	
Production Date:		
Structure ID:	96+65 ARV	
Spec./Type:	Sanitary	Type: Air Release MH
Structure Size:	48"	
Station:		
Customer Name:	CITCO Water	
Project Name:	25-4279 - KYTC Christian Co (251031)	



Assembly/Submittal drawing



Production drawing

Job Number:	25-4279	
Part Ref.:	P2	
Product Code:	MH048DHVF	
Weight:	2300 lb	
Production Date:		
Structure ID:	117+51 ARV	
Spec./Type:	Sanitary	Type: Air Release MH
Structure Size:	48"	
Station:		
Customer Name:	CITCO Water	
Project Name:	25-4279 - KYTC Christian Co (251031)	



Assembly/Submittal drawing



Production drawing

Job Number:	25-4279	
Part Ref.:	P2	
Product Code:	MH048DHVF	
Weight:	2360 lb	
Production Date:		
Structure ID:	85+24 ARV	
Spec./Type:	Sanitary	Type: Air Release MH
Structure Size:	48"	
Station:		
Customer Name:	CITCO Water	
Project Name:	25-4279 - KYTC Christian Co (251031)	



Assembly/Submittal drawing



Production drawing

Job Number:	25-4279	
Part Ref.:	P2	
Product Code:	MH048DHVF	
Weight:	2507 lb	
Production Date:		
Structure ID:	114+45 ARV	
Spec./Type:	Sanitary	Type: Air Release MH
Structure Size:	48"	
Station:		
Customer Name:	CITCO Water	
Project Name:	25-4279 - KYTC Christian Co (251031)	



Assembly/Submittal drawing




Production drawing

Job Number:	25-4279	
Part Ref.:	P2	
Product Code:	MH048DHVF	
Weight:	2506 lb	
Production Date:		
Structure ID:	105+86 ARV	
Spec./Type:	Sanitary	Type: Air Release MH
Structure Size:	48"	
Station:		
Customer Name:	CITCO Water	
Project Name:	25-4279 - KYTC Christian Co (251031)	



Assembly/Submittal drawing




Production drawing

Job Number: 26-1219
 Part Ref.: P3
 Product Code: MH048CCN36CDARED
 Weight: 2251 lb
 Production Date:
 Structure ID: **3-7 SS-MH**
 Spec./Type: Sanitary Type: SAN.MH w/ConBlock-CDA Red
 Structure Size: 48"
 Station:
 Customer Name: Hayes Pipe Supply
 Project Name: 26-1219 - 1662 Pinkerton Road



Assembly/Submittal drawing



Production drawing

Job Number: 25-3452
 Part Ref.: P1
 Product Code: MH048BAVF
 Weight: 2712 lb
 Production Date:
 Structure ID: **S212**
 Spec./Type: Storm Type: STM.MH (Recessed pipe)
 Structure Size: 48"
 Station:
 Customer Name: Louisville Paving and Construction
 Project Name: 25-3452 - Churchill Downs Skye Terrace Improvements



Assembly/Submittal drawing




Production drawing

Job Number:	25-1431	
Part Ref.:	P4	
Product Code:	MH048CN24-S	
Weight:	1550 lb	
Production Date:		
Structure ID:	SSMH-285	
Spec./Type:	Sanitary	Type: SAN.MH
Structure Size:	48"	
Station:		
Customer Name:	Winwater Hartford KY Co.	
Project Name:	25-1431 - Georgetown Commons	



Assembly/Submittal drawing



Production drawing

Job Number: 25-1431
 Part Ref.: P3
 Product Code: MH048RS60S
 Weight: 4192 lb
 Production Date:
 Structure ID: **SSMH-285**
 Spec./Type: Sanitary Type: SAN.MH
 Structure Size: 48"
 Station:
 Customer Name: Winwater Hartford KY Co.
 Project Name: 25-1431 - Georgetown Commons



Assembly/Submittal drawing



Production drawing

Job Number:	25-3118	
Part Ref.:	P1	
Product Code:	MH048BAVF	
Weight:	4053 lb	
Production Date:		
Structure ID:	2301580	
Spec./Type:	Sanitary	Type: SAN.MH
Structure Size:	48"	
Station:		
Customer Name:	Lykins Contracting	
Project Name:	25-3118 - W6 Ph 2-C Force Main Improvements	



Assembly/Submittal drawing



Production drawing

Job Number:	25-3118	
Part Ref.:	P1	
Product Code:	MH048BAVF	
Weight:	4472 lb	
Production Date:		
Structure ID:	2301578	
Spec./Type:	Sanitary	Type: SAN.MH
Structure Size:	48"	
Station:		
Customer Name:	Lykins Contracting	
Project Name:	25-3118 - W6 Ph 2-C Force Main Improvements	



Assembly/Submittal drawing



Production drawing

Job Number: 24-3511
 Part Ref.: P2
 Product Code: MH060RS48
 Weight: 4992 lb
 Production Date:
 Structure ID: **CB12 - add 48in HT Riser**
 Spec./Type: Storm Type: STM.MH
 Structure Size: 60"
 Station:
 Customer Name: Covenant Constructors, LLC
 Project Name: 24-3511 Coles Ferry Section 18 & 19



Assembly/Submittal drawing



Production drawing

Job Number: 25-4590
 Part Ref.: P2
 Product Code: MH060TS15-48ECC-CDARED
 Weight: 2204 lb
 Production Date:
 Structure ID: **101 (7)**
 Spec./Type: Sanitary Type: SAN.MH Transition w/ConBlock-CDA Red
 Structure Size: 60"
 Station:
 Customer Name: Bowen Engineering Corporation
 Project Name: 25-4590 Uhlhorn Sewer Repairs



Assembly/Submittal drawing



Production drawing

Job Number: 25-3118
 Part Ref.: P1
 Product Code: MH060DPVF
 Weight: 14615 lb
 Production Date:
 Structure ID: **2301538**
 Spec./Type: Sanitary Type: SAN.MH Transition w/Ext. Drop
 Structure Size: 60"
 Station:
 Customer Name: Lykins Contracting
 Project Name: 25-3118 - W6 Ph 2-C Force Main Improvements



Assembly/Submittal drawing



Production drawing

Job Number:	25-3118	
Part Ref.:	P2	
Product Code:	MH060R60	
Weight:	6235 lb	
Production Date:		
Structure ID:	2301540	
Spec./Type:	Sanitary	Type: SAN.MH Transition w/Ext. Drop
Structure Size:	60"	
Station:		
Customer Name:	Lykins Contracting	
Project Name:	25-3118 - W6 Ph 2-C Force Main Improvements	



Assembly/Submittal drawing



Production drawing

Job Number:	25-3118	
Part Ref.:	P2	
Product Code:	MH060TS15-48ECC	
Weight:	2204 lb	
Production Date:		
Structure ID:	2301536	
Spec./Type:	Sanitary	Type: SAN.MH Transition
Structure Size:	60"	
Station:		
Customer Name:	Lykins Contracting	
Project Name:	25-3118 - W6 Ph 2-C Force Main Improvements	



Assembly/Submittal drawing



Production drawing

Job Number: 26-1227
 Part Ref.: P2
 Product Code: MH072LD10-24X36RECT
 Weight: 4149 lb
 Production Date:
 Structure ID: **109-19 MHK**
 Spec./Type: INDOT
 Structure Size: 72"
 Station:
 Customer Name: Russell's Excavating
 Project Name: 26-1227 - Project Colt

Type: INDOT MH K



Assembly/Submittal drawing



Production drawing

Job Number: 26-1227
 Part Ref.: P1
 Product Code: MH072BAVF
 Weight: 10432 lb
 Production Date:
 Structure ID: **108-18 MHK**
 Spec./Type: INDOT
 Structure Size: 72"
 Station:
 Customer Name: Russell's Excavating
 Project Name: 26-1227 - Project Colt

Type: INDOT MH K - TRANS



Assembly/Submittal drawing



Production drawing

Job Number: 26-1227
 Part Ref.: P1
 Product Code: MH072BAVF
 Weight: 13314 lb
 Production Date:
 Structure ID: **107-17 MHK**
 Spec./Type: INDOT
 Structure Size: 72"
 Station:
 Customer Name: Russell's Excavating
 Project Name: 26-1227 - Project Colt

Type: INDOT MH K



Assembly/Submittal drawing




Production drawing

Job Number:	26-2324	
Part Ref.:	P3	
Product Code:	MH096RS78	
Weight:	17622 lb	
Production Date:		
Structure ID:	15-CS-8	
Spec./Type:	Storm-Pipe Centered	Type: STM.MH
Structure Size:	96"	
Station:		
Customer Name:	Contech Engineering Solutions	
Project Name:	26-2324 880717 Shepper & Converse Ave	



Assembly/Submittal drawing



Production drawing

Job Number: 26-2324
 Part Ref.: P2
 Product Code: MH096RS36
 Weight: 8968 lb
 Production Date:
 Structure ID: **15-CS-8**
 Spec./Type: Storm-Pipe Centered Type: STM.MH
 Structure Size: 96"
 Station:
 Customer Name: Contech Engineering Solutions
 Project Name: 26-2324 880717 Shepper & Converse Ave



Assembly/Submittal drawing




Production drawing

Job Number: 25-2073
 Part Ref.: P1
 Product Code: BC048024-08WLF
 Weight: 8152 lb
 Production Date:
 Structure ID: **BC 4 x 2 (PC 5)**
 Spec./Type: Box Culvert Type: Box Culvert (08W/08F/08T) No Haunch
 Structure Size: 48" x 24"
 Station:
 Customer Name: Bowen Engineering Corporation
 Project Name: 25-2073 - Alcoa Outfall



Assembly/Submittal drawing



Production drawing

Job Number: 26-1227
 Part Ref.: P1
 Product Code: BX2436-08BA54
 Weight: 6635 lb
 Production Date:
 Structure ID: **303A-6 MHJ**
 Spec./Type: INDOT
 Structure Size: 24" x 36"
 Station:
 Customer Name: Russell's Excavating
 Project Name: 26-1227 - Project Colt

Type: INLET TYPE J



Assembly/Submittal drawing



Production drawing

Job Number:	25-2952	
Part Ref.:	P1	
Product Code:	BX24300808VF	
Weight:	4408 lb	
Production Date:		
Structure ID:	142	
Spec./Type:	KYTC	Type: DBI TYPE 13G
Structure Size:	24" x 30"	
Station:		
Customer Name:	Louisville Paving and Construction	
Project Name:	25-2952 - KYTC Jefferson Co Call 106 (251315)	



Assembly/Submittal drawing



Production drawing

Job Number:	25-2952	
Part Ref.:	P1	
Product Code:	BX18180606VF	
Weight:	1319 lb	
Production Date:		
Structure ID:	125	
Spec./Type:	MSD	Type: Yard Drain
Structure Size:	18" x 18"	
Station:		
Customer Name:	Louisville Paving and Construction	
Project Name:	25-2952 - KYTC Jefferson Co Call 106 (251315)	



Assembly/Submittal drawing




Production drawing

Job Number:	26-1430	
Part Ref.:	P1	
Product Code:	BX3030-06VH	
Weight:	2617 lb	
Production Date:		
Structure ID:	BE-7	
Spec./Type:	Storm	Type: BX 6inW, 6inF
Structure Size:	30" x 30"	
Station:		
Customer Name:	Winwater Hartford KY Co.	
Project Name:	26-1430 Commercial Strip Center at Gateway Commons	




Assembly/Submittal drawing




Production drawing

Job Number:	25-3600	
Part Ref.:	P1	
Product Code:	BX2424-08BAVF	
Weight:	3316 lb	
Production Date:		
Structure ID:	DB3	
Spec./Type:	KYTC	Type: DBI TYPE 15
Structure Size:	24" x 24"	
Station:		
Customer Name:	Ainsworth Land Development, LLC	
Project Name:	25-3600 Signet FCU	



Assembly/Submittal drawing



Production drawing

Job Number:	26-2074	
Part Ref.:	P1	
Product Code:	BX2424-08BAVF	
Weight:	3395 lb	
Production Date:		
Structure ID:	KST4 ST-DBI	
Spec./Type:	Storm	Type: BX 8inW, 8inF
Structure Size:	24" x 24"	
Station:		
Customer Name:	Herring Construction, Inc.	
Project Name:	26-2074 - Christian Co. Ball Field Line K	



Assembly/Submittal drawing



Production drawing

Job Number: 25-4733
 Part Ref.: P1
 Product Code: BX2436-08BVF
 Weight: 4641 lb
 Production Date:
 Structure ID: **CI-D3**
 Spec./Type: Storm
 Structure Size: 24" x 36"
 Station:
 Customer Name: Core & Main LP (Lou)
 Project Name: 25-4733 - The Paddock

Type: BX 8inW, 8inF



Assembly/Submittal drawing



Production drawing

Job Number: 25-4733
Part Ref.: P1
Product Code: BX3636-08BAVF
Weight: 5349 lb
Production Date:
Structure ID: **OCS-B1**
Spec./Type: Storm
Structure Size: 36" x 36"
Station:
Customer Name: Core & Main LP (Lou)
Project Name: 25-4733 - The Paddock

Type: Outlet Control Structure



Assembly/Submittal drawing



Production drawing

Job Number: 25-4733
 Part Ref.: P1
 Product Code: BX2436-08BVF
 Weight: 6816 lb
 Production Date:
 Structure ID: **CI-A2**
 Spec./Type: Storm
 Structure Size: 24" x 36"
 Station:
 Customer Name: Core & Main LP (Lou)
 Project Name: 25-4733 - The Paddock

Type: BX 8inW, 8inF



Assembly/Submittal drawing



Production drawing

Job Number:	25-4299	
Part Ref.:	P1	
Product Code:	BX2436-08BVF	
Weight:	2996 lb	
Production Date:		
Structure ID:	A26	
Spec./Type:	MSD	Type: CI DOUBLE
Structure Size:	24" x 36"	
Station:		
Customer Name:	Dan Cristiani Excavating Co. Inc.	
Project Name:	25-4299 - Seneca High School	



Assembly/Submittal drawing



Production drawing

Job Number:	26-1228	
Part Ref.:	P1	
Product Code:	MH048BA24	
Weight:	2789 lb	
Production Date:		
Structure ID:	S-2-3 ST-MH	
Spec./Type:	Storm	Type: STM.MH (Recessed pipe)
Structure Size:	48"	
Station:		
Customer Name:	H & W Landworks	
Project Name:	26-1228 - L&N Federal Credit Union	



Assembly/Submittal drawing




Production drawing

Job Number:	25-3118	
Part Ref.:	P1	
Product Code:	MH048BA24	
Weight:	3354 lb	
Production Date:		
Structure ID:	2301579	
Spec./Type:	Sanitary	Type: SAN.MH
Structure Size:	48"	
Station:		
Customer Name:	Lykins Contracting	
Project Name:	25-3118 - W6 Ph 2-C Force Main Improvements	



Assembly/Submittal drawing



Production drawing

Job Number:	25-4299	
Part Ref.:	P1	
Product Code:	BX3660-08BAVF	
Weight:	5624 lb	
Production Date:		
Structure ID:	E1	
Spec./Type:	MSD	Type: CB SINGLE
Structure Size:	36" x 60"	
Station:		
Customer Name:	Dan Cristiani Excavating Co. Inc.	
Project Name:	25-4299 - Seneca High School	



Assembly/Submittal drawing



Production drawing

Job Number:	25-4299	
Part Ref.:	P2	
Product Code:	BX036060-08LD08-S	
Weight:	1691 lb	
Production Date:		
Structure ID:	E1	
Spec./Type:	MSD	Type: CB SINGLE
Structure Size:	36" x 60"	
Station:		
Customer Name:	Dan Cristiani Excavating Co. Inc.	
Project Name:	25-4299 - Seneca High School	



Assembly/Submittal drawing



Production drawing

Job Number: 26-1618
 Part Ref.: P1
 Product Code: BX4860-04W08F-BAVF
 Weight: 4572 lb
 Production Date:
 Structure ID: **4-61618 2**
 Spec./Type: Storm-Pipe Centered Type: BX 4inW, 8inF
 Structure Size: 48" x 60"
 Station:
 Customer Name: Endesol, Inc.
 Project Name: 26-1618 - 4-23 691254775




Assembly/Submittal drawing



Production drawing

Job Number: 24-4171
 Part Ref.: P1
 Product Code: BX4884-06BAVF-FLAT
 Weight: 10702 lb
 Production Date:
 Structure ID: **METER VAULT - 11**
 Spec./Type: Vaults Type: Meter Vault 6inW, 6inF
 Structure Size: 48" x 84"
 Station:
 Customer Name: Frederick and May Construction
 Project Name: 24-4171 - McKinney Water District Contract 1B Phase 2



Assembly/Submittal drawing



Production drawing

Job Number: 24-4171
 Part Ref.: P2
 Product Code: BX4884-06LD08-SP
 Weight: 2417 lb
 Production Date:
 Structure ID: **METER VAULT - 11**
 Spec./Type: Vaults Type: Meter Vault 6inW, 6inF
 Structure Size: 48" x 84"
 Station:
 Customer Name: Frederick and May Construction
 Project Name: 24-4171 - McKinney Water District Contract 1B Phase 2



Assembly/Submittal drawing



Production drawing

Job Number: 24-4171
 Part Ref.: P1
 Product Code: BX4884-06BAVF-FLAT
 Weight: 10702 lb
 Production Date:
 Structure ID: **METER VAULT - 10**
 Spec./Type: Vaults Type: Meter Vault 6inW, 6inF
 Structure Size: 48" x 84"
 Station:
 Customer Name: Frederick and May Construction
 Project Name: 24-4171 - McKinney Water District Contract 1B Phase 2



Assembly/Submittal drawing



Production drawing

Job Number: 24-4171
 Part Ref.: P1
 Product Code: BX4884-06BAVF-FLAT
 Weight: 10702 lb
 Production Date:
 Structure ID: **METER VAULT - 9**
 Spec./Type: Vaults Type: Meter Vault 6inW, 6inF
 Structure Size: 48" x 84"
 Station:
 Customer Name: Frederick and May Construction
 Project Name: 24-4171 - McKinney Water District Contract 1B Phase 2