



Assembly/Submittal drawing



Production drawing

Job Number: 26-2087  
 Part Ref.: P3  
 Product Code: MH120RS72  
 Weight: 27351 lb  
 Production Date:  
 Structure ID: **25-CS-10**  
 Spec./Type: Storm-Pipe Centered Type: STM.MH  
 Structure Size: 120"  
 Station:  
 Customer Name: Contech Engineering Solutions  
 Project Name: 26-2087 839373 Georgetown Commons



Assembly/Submittal drawing



Production drawing

Job Number:	26-2087	
Part Ref.:	P1	
Product Code:	MH120BVF	
Weight:	32280 lb	
Production Date:		
Structure ID:	<b>25-CS-10</b>	
Spec./Type:	Storm-Pipe Centered	Type: STM.MH
Structure Size:	120"	
Station:		
Customer Name:	Contech Engineering Solutions	
Project Name:	26-2087 839373 Georgetown Commons	



Assembly/Submittal drawing



Production drawing

Job Number: 25-4590  
 Part Ref.: P4  
 Product Code: MH048RS72CDARED  
 Weight: 5030 lb  
 Production Date:  
 Structure ID: **102 (8)**  
 Spec./Type: Sanitary Type: SAN.MH Transition w/ConBlock-CDA Red  
 Structure Size: 60"  
 Station:  
 Customer Name: Bowen Engineering Corporation  
 Project Name: 25-4590 Uhlhorn Sewer Repairs



Assembly/Submittal drawing



Production drawing

Job Number: 25-4590  
 Part Ref.: P3  
 Product Code: MH048RS72CDARED  
 Weight: 5030 lb  
 Production Date:  
 Structure ID: **102 (8)**  
 Spec./Type: Sanitary Type: SAN.MH Transition w/ConBlock-CDA Red  
 Structure Size: 60"  
 Station:  
 Customer Name: Bowen Engineering Corporation  
 Project Name: 25-4590 Uhlhorn Sewer Repairs



Assembly/Submittal drawing



Production drawing

Job Number: 25-4590  
 Part Ref.: P1  
 Product Code: MH048BA48  
 Weight: 4082 lb  
 Production Date:  
 Structure ID: **202 (3)**  
 Spec./Type: Storm  
 Structure Size: 48"  
 Station:  
 Customer Name: Bowen Engineering Corporation  
 Project Name: 25-4590 Uhlhorn Sewer Repairs

Type: STM.MH



Assembly/Submittal drawing



Production drawing

Job Number: 25-3310  
 Part Ref.: P1  
 Product Code: MH048BAVF  
 Weight: 3306 lb  
 Production Date:  
 Structure ID: **MH-01**  
 Spec./Type: Storm Type: STM.MH (Recessed pipe)  
 Structure Size: 48"  
 Station:  
 Customer Name: Phillips Brothers  
 Project Name: 25-3310 - Mammoth Cave NP-MACA 12



Assembly/Submittal drawing



Production drawing

Job Number:	25-3310	
Part Ref.:	P2	
Product Code:	MH048LD07S	
Weight:	1367 lb	
Production Date:		
Structure ID:	<b>MH-01</b>	
Spec./Type:	Storm	Type: STM.MH (Recessed pipe)
Structure Size:	48"	
Station:		
Customer Name:	Phillips Brothers	
Project Name:	25-3310 - Mammoth Cave NP-MACA 12	



Assembly/Submittal drawing



Production drawing

Job Number:	25-3310	
Part Ref.:	P2	
Product Code:	MH048RSVF	
Weight:	4137 lb	
Production Date:		
Structure ID:	<b>SAN</b>	
Spec./Type:	Sanitary	Type: SAN.MH (OPEN BTM)
Structure Size:	48"	
Station:		
Customer Name:	Phillips Brothers	
Project Name:	25-3310 - Mammoth Cave NP-MACA 12	



Assembly/Submittal drawing



Production drawing

Job Number: 26-2274  
Part Ref.: P3  
Product Code: MH048LD12-24SQ  
Weight: 1500 lb  
Production Date:  
Structure ID: **10-CS-4**  
Spec./Type: Storm-Pipe Centered Type: STM.MH  
Structure Size: 48"  
Station:  
Customer Name: Contech Engineering Solutions  
Project Name: 26-2274 900555 Little Caesar Pizza Harrisonville



Assembly/Submittal drawing



Production drawing

Job Number:	26-1228	
Part Ref.:	P1	
Product Code:	MH048BAVF	
Weight:	2998 lb	
Production Date:		
Structure ID:	<b>S-1-2 SCI</b>	
Spec./Type:	MSD	Type: CI SINGLE
Structure Size:	48"	
Station:		
Customer Name:	H & W Landworks	
Project Name:	26-1228 - L&N Federal Credit Union	



Assembly/Submittal drawing



Production drawing

Job Number:	26-1228	
Part Ref.:	P1	
Product Code:	MH048BA30	
Weight:	3231 lb	
Production Date:		
Structure ID:	<b>S-5-6 ST-MH</b>	
Spec./Type:	Storm	Type: STM.MH (Recessed pipe)
Structure Size:	48"	
Station:		
Customer Name:	H & W Landworks	
Project Name:	26-1228 - L&N Federal Credit Union	



Assembly/Submittal drawing



Production drawing

Job Number:	26-1228	
Part Ref.:	P2	
Product Code:	MH048LD12S	
Weight:	1194 lb	
Production Date:		
Structure ID:	<b>S-6-7 CB1</b>	
Spec./Type:	MSD	Type: CB TYPE 1
Structure Size:	48"	
Station:		
Customer Name:	H & W Landworks	
Project Name:	26-1228 - L&N Federal Credit Union	



Assembly/Submittal drawing



Production drawing

Job Number: 26-1210  
 Part Ref.: P2  
 Product Code: MH048RS48  
 Weight: 3353 lb  
 Production Date:  
 Structure ID: **DMH4-31 SS-MH**  
 Spec./Type: Sanitary Type: SAN.MH  
 Structure Size: 48"  
 Station:  
 Customer Name: Scott & Ritter, Inc.  
 Project Name: 26-1210 Sacramento Gravity Sewer



Assembly/Submittal drawing



Production drawing

Job Number:	26-1210	
Part Ref.:	P2	
Product Code:	MH048RS60	
Weight:	4192 lb	
Production Date:		
Structure ID:	<b>DMH2-29 SS-MH</b>	
Spec./Type:	Sanitary	Type: SAN.MH
Structure Size:	48"	
Station:		
Customer Name:	Scott & Ritter, Inc.	
Project Name:	26-1210 Sacramento Gravity Sewer	



Assembly/Submittal drawing



Production drawing

Job Number: 25-3452  
Part Ref.: P2  
Product Code: MH048LD12S  
Weight: 1629 lb  
Production Date:  
Structure ID: **S209**  
Spec./Type: Storm Type: STM.MH (Recessed pipe)  
Structure Size: 48"  
Station:  
Customer Name: Louisville Paving and Construction  
Project Name: 25-3452 - Churchill Downs Skye Terrace Improvements



Assembly/Submittal drawing



Production drawing

Job Number:	25-1431	
Part Ref.:	P1	
Product Code:	MH048BA24	
Weight:	2928 lb	
Production Date:		
Structure ID:	<b>SSMH-198</b>	
Spec./Type:	Sanitary	Type: SAN.MH
Structure Size:	48"	
Station:		
Customer Name:	Winwater Hartford KY Co.	
Project Name:	25-1431 - Georgetown Commons	



Assembly/Submittal drawing



Production drawing

Job Number: 26-1210  
 Part Ref.: P1  
 Product Code: MH048DHVF  
 Weight: 3769 lb  
 Production Date:  
 Structure ID: **DMH1-28 SS-MHDH**  
 Spec./Type: Sanitary Type: DH Manhole  
 Structure Size: 48"  
 Station:  
 Customer Name: Scott & Ritter, Inc.  
 Project Name: 26-1210 Sacramento Gravity Sewer



Assembly/Submittal drawing



Production drawing

Job Number:	26-1210	
Part Ref.:	P1	
Product Code:	MH048BAVF	
Weight:	4051 lb	
Production Date:		
Structure ID:	<b>DMH7-34 SS-MH</b>	
Spec./Type:	Sanitary	Type: SAN.MH
Structure Size:	48"	
Station:		
Customer Name:	Scott & Ritter, Inc.	
Project Name:	26-1210 Sacramento Gravity Sewer	



Assembly/Submittal drawing



Production drawing

Job Number:	26-1210	
Part Ref.:	P1	
Product Code:	MH048BA18	
Weight:	2492 lb	
Production Date:		
Structure ID:	<b>DMH3-30 SS-MH</b>	
Spec./Type:	Sanitary	Type: SAN.MH
Structure Size:	48"	
Station:		
Customer Name:	Scott & Ritter, Inc.	
Project Name:	26-1210 Sacramento Gravity Sewer	




Assembly/Submittal drawing



Production drawing

Job Number:	26-1210	
Part Ref.:	P1	
Product Code:	MH048BA30	
Weight:	3330 lb	
Production Date:		
Structure ID:	<b>DMH2-29 SS-MH</b>	
Spec./Type:	Sanitary	Type: SAN.MH
Structure Size:	48"	
Station:		
Customer Name:	Scott & Ritter, Inc.	
Project Name:	26-1210 Sacramento Gravity Sewer	



Assembly/Submittal drawing



Production drawing

Job Number: 26-1232  
 Part Ref.: P1  
 Product Code: MH048BA30  
 Weight: 3378 lb  
 Production Date:  
 Structure ID: **SSMH B-3-52 SS-MH**  
 Spec./Type: Sanitary Type: SAN.MH  
 Structure Size: 48"  
 Station:  
 Customer Name: Wood Brothers  
 Project Name: 26-1232 - Mustang Village Apartments Ph.1



Assembly/Submittal drawing




Production drawing

Job Number:	26-1232	
Part Ref.:	P1	
Product Code:	MH048BA24	
Weight:	2911 lb	
Production Date:		
Structure ID:	<b>SSMH B-2-51 SS-MH</b>	
Spec./Type:	Sanitary	Type: SAN.MH
Structure Size:	48"	
Station:		
Customer Name:	Wood Brothers	
Project Name:	26-1232 - Mustang Village Apartments Ph.1	



Assembly/Submittal drawing



Production drawing

Job Number:	26-1232	
Part Ref.:	P1	
Product Code:	MH048BA24	
Weight:	2911 lb	
Production Date:		
Structure ID:	<b>SSMH B-1-50 SS-MH</b>	
Spec./Type:	Sanitary	Type: SAN.MH
Structure Size:	48"	
Station:		
Customer Name:	Wood Brothers	
Project Name:	26-1232 - Mustang Village Apartments Ph.1	



Assembly/Submittal drawing



Production drawing

Job Number: 25-4590  
Part Ref.: P1  
Product Code: MH060BAVFCDA RED  
Weight: 9092 lb  
Production Date:  
Structure ID: **101 (7)**  
Spec./Type: Sanitary Type: SAN.MH Transition w/ConBlock-CDA Red  
Structure Size: 60"  
Station:  
Customer Name: Bowen Engineering Corporation  
Project Name: 25-4590 Uhlhorn Sewer Repairs



Assembly/Submittal drawing



Production drawing

Job Number: 25-4590  
 Part Ref.: P2  
 Product Code: MH060TS15-48ECC-CDARED  
 Weight: 2204 lb  
 Production Date:  
 Structure ID: **102 (8)**  
 Spec./Type: Sanitary Type: SAN.MH Transition w/ConBlock-CDA Red  
 Structure Size: 60"  
 Station:  
 Customer Name: Bowen Engineering Corporation  
 Project Name: 25-4590 Uhlhorn Sewer Repairs



Assembly/Submittal drawing



Production drawing

Job Number:	25-1431	
Part Ref.:	P3	
Product Code:	MH060LD13-36SQ	
Weight:	2134 lb	
Production Date:		
Structure ID:	<b>CB 110</b>	
Spec./Type:	Storm	Type: STM.MH
Structure Size:	60"	
Station:		
Customer Name:	Winwater Hartford KY Co.	
Project Name:	25-1431 - Georgetown Commons	



Assembly/Submittal drawing



Production drawing

Job Number: 25-3118  
 Part Ref.: P1  
 Product Code: MH072BA60  
 Weight: 11072 lb  
 Production Date:  
 Structure ID: **2301546**  
 Spec./Type: Sanitary      Type: SAN.MH Transition w/Ext. Drop  
 Structure Size: 72"  
 Station:  
 Customer Name: Lykins Contracting  
 Project Name: 25-3118 - W6 Ph 2-C Force Main Improvements



Assembly/Submittal drawing



Production drawing

Job Number:	25-3118	
Part Ref.:	P1	
Product Code:	MH072BAVF	
Weight:	12664 lb	
Production Date:		
Structure ID:	<b>2301561</b>	
Spec./Type:	Sanitary	Type: SAN.MH Transition
Structure Size:	72"	
Station:		
Customer Name:	Lykins Contracting	
Project Name:	25-3118 - W6 Ph 2-C Force Main Improvements	



Assembly/Submittal drawing



Production drawing

Job Number: 25-3118  
 Part Ref.: P2  
 Product Code: MH072TS15-48ECC  
 Weight: 3864 lb  
 Production Date:  
 Structure ID: **2301537**  
 Spec./Type: Sanitary Type: SAN.MH Transition  
 Structure Size: 72"  
 Station:  
 Customer Name: Lykins Contracting  
 Project Name: 25-3118 - W6 Ph 2-C Force Main Improvements



Assembly/Submittal drawing



Production drawing

Job Number:	25-3310	
Part Ref.:	P1	
Product Code:	BX3648-08BAVF	
Weight:	8319 lb	
Production Date:		
Structure ID:	<b>IN9B</b>	
Spec./Type:	Storm	Type: BX 8inW, 8inF
Structure Size:	36" x 48"	
Station:		
Customer Name:	Phillips Brothers	
Project Name:	25-3310 - Mammoth Cave NP-MACA 12	



Assembly/Submittal drawing



Production drawing

Job Number:	25-3310	
Part Ref.:	P1	
Product Code:	BX3636-08BAVF	
Weight:	5556 lb	
Production Date:		
Structure ID:	<b>INL 10B</b>	
Spec./Type:	Storm	Type: BX 8inW, 8inF
Structure Size:	36" x 36"	
Station:		
Customer Name:	Phillips Brothers	
Project Name:	25-3310 - Mammoth Cave NP-MACA 12	



Assembly/Submittal drawing




Production drawing

Job Number: 25-3310  
 Part Ref.: P1  
 Product Code: BX3048-08W08F-BAVF  
 Weight: 5482 lb  
 Production Date:  
 Structure ID: **CB26B**  
 Spec./Type: Storm Type: BX 8inW, 8inF  
 Structure Size: 30" x 48"  
 Station:  
 Customer Name: Phillips Brothers  
 Project Name: 25-3310 - Mammoth Cave NP-MACA 12



Assembly/Submittal drawing




Production drawing

Job Number: 26-2074  
 Part Ref.: P1  
 Product Code: BX2424-08BAVF  
 Weight: 3395 lb  
 Production Date:  
 Structure ID: **KST5 (JST1) ST-DBI**  
 Spec./Type: Storm Type: BX 8inW, 8inF  
 Structure Size: 24" x 24"  
 Station:  
 Customer Name: Herring Construction, Inc.  
 Project Name: 26-2074 - Christian Co. Ball Field Line K



Assembly/Submittal drawing





Production drawing

Job Number:	26-2074	
Part Ref.:	P1	
Product Code:	BX2424-08BAVF	
Weight:	4847 lb	
Production Date:		
Structure ID:	<b>KST3 JBB</b>	
Spec./Type:	Storm	Type: BX 8inW, 8inF
Structure Size:	24" x 24"	
Station:		
Customer Name:	Herring Construction, Inc.	
Project Name:	26-2074 - Christian Co. Ball Field Line K	



Assembly/Submittal drawing




Production drawing

Job Number:	26-1077	
Part Ref.:	P2	
Product Code:	BX2436-08R-VH	
Weight:	4184 lb	
Production Date:		
Structure ID:	<b>B4</b>	
Spec./Type:	Storm	Type: BX 8inW, 8inF
Structure Size:	24" x 36"	
Station:		
Customer Name:	Cleary Construction, Inc.	
Project Name:	26-1077 - Westside Markets of Greensboro Village	



Assembly/Submittal drawing



Production drawing

Job Number: 24-4053B  
 Part Ref.: P1  
 Product Code: BX3636-08BAVF  
 Weight: 4357 lb  
 Production Date:  
 Structure ID: **R19**  
 Spec./Type: Storm Type: BX 8inW, 8inF  
 Structure Size: 36" x 36"  
 Station:  
 Customer Name: Tim Klenck Demolition LLC  
 Project Name: 24-4053B - East Heights Elementary (Storm)



Assembly/Submittal drawing



Production drawing

Job Number:	26-1228	
Part Ref.:	P2	
Product Code:	BX1818-06RVF	
Weight:	725 lb	
Production Date:		
Structure ID:	<b>S-3-4 YD</b>	
Spec./Type:	MSD	Type: Yard Drain
Structure Size:	18" x 18"	
Station:		
Customer Name:	H & W Landworks	
Project Name:	26-1228 - L&N Federal Credit Union	



Assembly/Submittal drawing



Production drawing

Job Number: 26-1232  
 Part Ref.: P1  
 Product Code: BX2424-08BAVF  
 Weight: 3284 lb  
 Production Date:  
 Structure ID: **S42-42 ST-DBI**  
 Spec./Type: Storm  
 Structure Size: 24" x 24"  
 Station:  
 Customer Name: Wood Brothers  
 Project Name: 26-1232 - Mustang Village Apartments Ph.1

Type: BX 8inW, 8inF



Assembly/Submittal drawing



Production drawing

Job Number: 25-1137B  
 Part Ref.: P3  
 Product Code: CTS-X  
 Weight: 5536 lb  
 Production Date:  
 Structure ID: **Bypass Vault**  
 Spec./Type: Sanitary Type: Meter Vault 8inW, 8inF w/ Xypex (open btm)  
 Structure Size: 72" x 108"  
 Station:  
 Customer Name: Garney Companies, Inc.  
 Project Name: 25-1137B - East Bank Regional Pump Station



Assembly/Submittal drawing




Production drawing

Job Number: 25-1137B  
Part Ref.: P3  
Product Code: CTS-X  
Weight: 5536 lb  
Production Date:  
Structure ID: **Flow Meter Vault**  
Spec./Type: Sanitary Type: Meter Vault 8inW, 8inF w/ Xypex (open btm)  
Structure Size: 72" x 108"  
Station:  
Customer Name: Garney Companies, Inc.  
Project Name: 25-1137B - East Bank Regional Pump Station



Assembly/Submittal drawing



Production drawing

Job Number: 25-1137B  
 Part Ref.: P5  
 Product Code: CTSX  
 Weight: 28420 lb  
 Production Date:  
 Structure ID: **Grinder Vault**  
 Spec./Type: Vaults Type: Valve Vault 12inW, (Open Btm) w/Xypex  
 Structure Size: 144" x 144"  
 Station:  
 Customer Name: Garney Companies, Inc.  
 Project Name: 25-1137B - East Bank Regional Pump Station




Assembly/Submittal drawing



Production drawing

Job Number: 25-3310  
 Part Ref.: P2  
 Product Code: BX60120-06LD08  
 Weight: 6076 lb  
 Production Date:  
 Structure ID: **ICAST LI40**  
 Spec./Type: Grease Traps Type: GT 1000 GAL.  
 Structure Size: 60" x 120"  
 Station:  
 Customer Name: Phillips Brothers  
 Project Name: 25-3310 - Mammoth Cave NP-MACA 12



Assembly/Submittal drawing



Production drawing

Job Number: 26-1230  
 Part Ref.: P1  
 Product Code: BX120264-08W10F-VF  
 Weight: 67093 lb  
 Production Date:  
 Structure ID: **2**  
 Spec./Type: Vaults  
 Structure Size: 110" x 264"  
 Station:  
 Customer Name: Endesol, Inc.  
 Project Name: 26-1230 - Wheelwright WWTP & LS Improvements

Type: Vault 8inW, 10inF



Assembly/Submittal drawing



Production drawing

Job Number: 24-4171  
 Part Ref.: P1  
 Product Code: BX4884-06BAVF-FLAT  
 Weight: 10702 lb  
 Production Date:  
 Structure ID: **METER VAULT - 3**  
 Spec./Type: Vaults Type: Meter Vault 6inW, 6inF  
 Structure Size: 48" x 84"  
 Station:  
 Customer Name: Frederick and May Construction  
 Project Name: 24-4171 - McKinney Water District Contract 1B Phase 2



Assembly/Submittal drawing



Production drawing

Job Number: 26-2242  
Part Ref.: P2  
Product Code: BX072144-08LD06S  
Weight: 8190 lb  
Production Date:  
Structure ID: **QL1 GT2000 (1)**  
Spec./Type: Grease Traps Type: GT 2000 GAL.  
Structure Size: 72" x 144"  
Station:  
Customer Name: Core & Main LP  
Project Name: 26-2242 Metro Center Grease Trap



Assembly/Submittal drawing



Production drawing

Job Number: 25-3118  
 Part Ref.: P2  
 Product Code: CVR  
 Weight: 8785 lb  
 Production Date:  
 Structure ID: **ARV4**  
 Spec./Type: Sanitary Type: Air Release Vault (6"W / Open Bottom)  
 Structure Size: 72" x 84"  
 Station:  
 Customer Name: Lykins Contracting  
 Project Name: 25-3118 - W6 Ph 2-C Force Main Improvements



Assembly/Submittal drawing



Production drawing

Job Number: 25-3118  
 Part Ref.: P3  
 Product Code: CTS  
 Weight: 4808 lb  
 Production Date:  
 Structure ID: **ARV4**  
 Spec./Type: Sanitary Type: Air Release Vault (6"W / Open Bottom)  
 Structure Size: 72" x 84"  
 Station:  
 Customer Name: Lykins Contracting  
 Project Name: 25-3118 - W6 Ph 2-C Force Main Improvements