

Job Name: 25-2952 - KYTC Jefferson Co Call 106 (251315)	Plant: 100	Tech: J. Horsley - A	
Job Location: Indiana, KY Contractor: Louisville Paving and Construction	5/12/2026 12:59:26 PM	PC: J. Jarvis	

**Structure ID: 124**

**P1 BX1818-06BA24**

**BOX BASE 6inW, 6inF T/n**

- P3) 18" x 18" - CASTING HEIGHT - 4"
- P2) 18" x 18" - BOX RISER 6inW, Variable Ht F/G - 20"
- P1) 18" x 18" - BOX BASE 6inW, 6inF T/n - 24"
- 2) 18" x 18" - Conseal CS-102 1.00"
- 1) Hole - 16

0 lb  
967 lb  
1512 lb  
0 lb  
0 lb  
-----  
Structure Total: 2479 lb

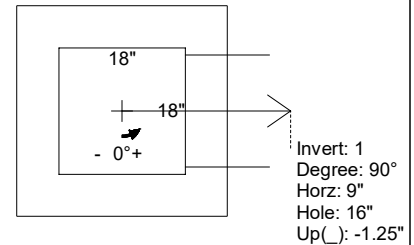
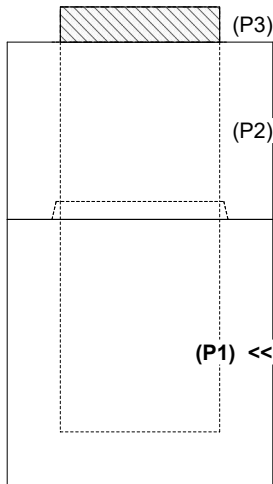
- Structure Notes:
1. PER MSD YARD DRAIN / ASTM C-913 SPECS
  2. CONCRETE: 4,000 PSI AT 28 DAYS
  3. REINFORCEMENT: #4 BAR @ 12" C.C. E.W. (GRADE 60) - 2" MIN. REBAR CLEARANCE (TYP)
  4. NO STORM INVERT
  5. NO STEPS
  6. HOE 165-A FRAME & GRATE SUPPLIED BY OTHERS

Rim: 569'      Rim to Invert: 4'      Slack: 0"      Sump: 0"      Step Position:

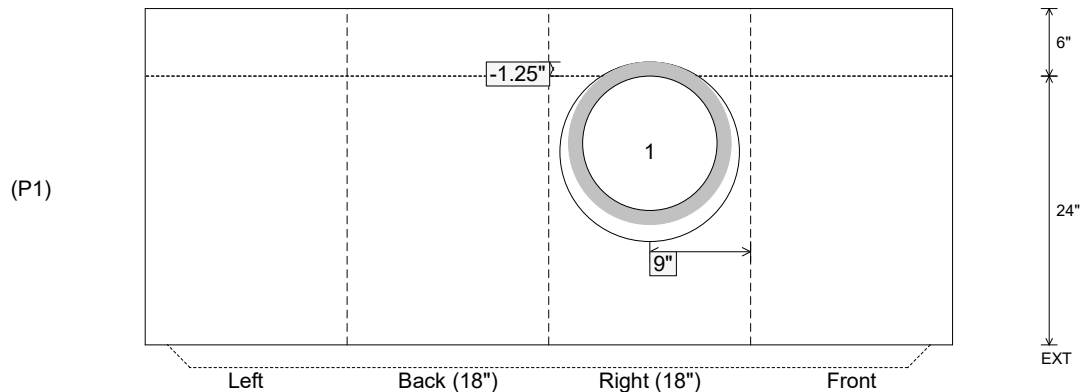
Position	Elev	Angle	Ext. (cw)	Pipe	Pipe OD	Connector	Hole	Horz Size	Up ( )	Offset
Invert 1	565'	90°	15"	12" HDPE	14.5"	Hole 16	16"	16"	-1.25"	0"
Invert 2										
Invert 3										
Invert 4										
Invert 5										
Invert 6										
Invert 7										
Invert 8										

RIGHT-SIDE UP VIEW (int. dimensions)

UPSIDE-DOWN VIEW (int. dimenions)



INSIDE WALL DIMENSIONS



Coating (Int): Coating (Ext):	Seam Up: Tongue Seam Dn: n/a	Wall Thickness: 6" Floor Height: 6"	Height (Int): 24" Height (Ext): 30"	Weight (Net): 1512 lb Volume (Net): 0.39cu.yd
----------------------------------	---------------------------------	--	--	--