

Job Name: 25-4279 - KYTC Christian Co (251031)
 Job Location: Hopkinsville, KY
 Contractor: CITCO Water

Plant: 100
 5/11/2026 6:34:35 PM

Tech: Jared- F
 PC: C. Goff



Structure ID: WW

P2 MH072RSVFCDARED

MH RISER Custom Ht, w/ConBlock-CDA Red T/G

P4) 72" - MH FLAT TOP w/42"x42" Hatch w/ConBlock-CDA Red - 15"	3774 lb
P3) 72" - MH RISER w/ConBlock-CDA Red - 72"	10473 lb
P2) 72" - MH RISER Custom Ht, w/ConBlock-CDA Red - 75"	10800 lb
P1) 72" - MH BASE EF Cust. Ht. 8'F (7"EF =100"OD) w/ ConBlock CDA RED - 54"	13144 lb
1) ADMIXTURE CONBLOCK CDA RED	0 lb
1) JOINT WRAP - 12" WD x 072" MAC WRAP	0 lb
1) SECONDARY POUR - EXT. FLANGE	0 lb
3) 72" - Conseal CS-231 1.00" (Double)	0 lb
3) Hole - 4	0 lb
2) Hole - 12	0 lb
Structure Total:	38192 lb

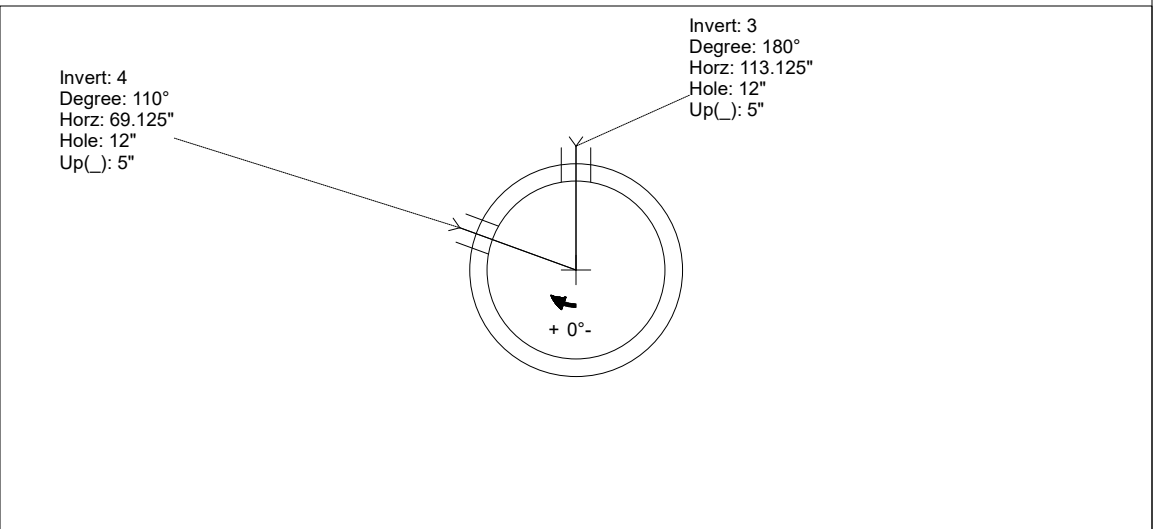
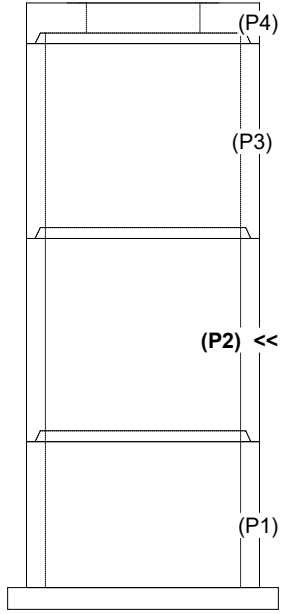
Structure Notes:
 1. PER ASCTM C478 SPECIFICATIONS.
 2. CONCRETE = 4,500 PSI AT 28 DAYS.
 3. NO STEPS AND NO INVERT CHANNEL.
 4. ALUMINUM HATCH SUPPLIED BY OTHERS & CAST IN TOP SLAB BY ICAST. CENTERED LOCATION TO BE VERIFIED.

REINFORCING PER ASTM A615 (GRADE 60)
 - TOP SLAB TOP LAYER= #5 BARS AT 12" C/C.
 - TOP SLAB BTM LAYER= #5 BARS AT 6" C/C.
 - RISER/WALLS (As .24)
 - BTM SLAB - DBL MAT #4 BARS AT 12" C/C.

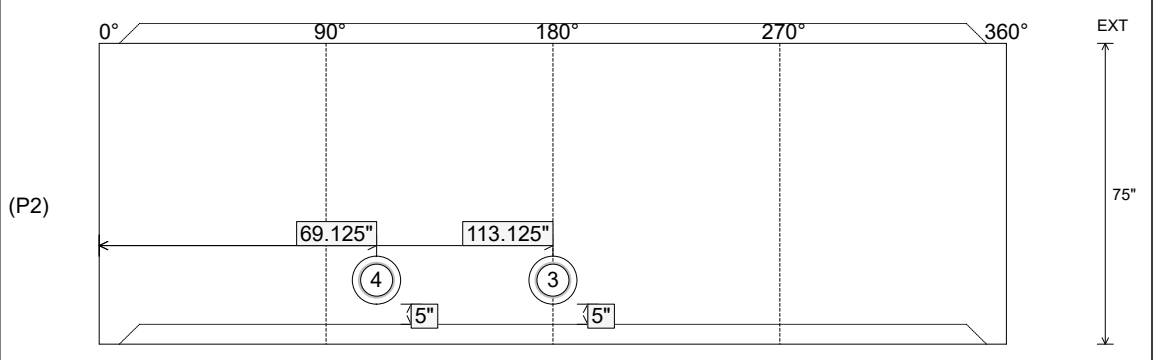
Rim: 565' Rim to Invert: 12.5' Slack: 0" Sump: 66" Step Position:

Position	Elev	Angle	Ext. (cw)	Pipe	Pipe OD	Connector	Hole	Horz Size	Up ()	Offset
Invert 1										
Invert 2										
Invert 3	552.5'	180°	135.125"	8" DI	9"	Hole 12	12"	12.056"	5"	0"
Invert 4	552.5'	110°	82.5"	8" DI	9"	Hole 12	12"	12.056"	5"	0"
Invert 5										
Invert 6										
Invert 7										
Invert 8										

RIGHT-SIDE UP VIEW (int. dimensions)



INSIDE WALL DIMENSIONS



Coating (Int): Coating (Ext):	Seam Up: Tongue Seam Dn: Groove	Wall Thickness: 7" Floor Height: 0"	Height (Int): 75" Height (Ext): 75"	Weight (Net): 10800 lb Volume (Net): 2.76cu.yd
----------------------------------	------------------------------------	--	--	---