



Assembly/Submittal drawing



Production drawing

Job Number: 26-1453
 Part Ref.: P4
 Product Code: MH120RS84CDARED
 Weight: 31843 lb
 Production Date:
 Structure ID: **Wet Well-11-11**
 Spec./Type: Sanitary Type: Wet Well w/ConBlock-CDA Red
 Structure Size: 120"
 Station:
 Customer Name: Cleary Construction, Inc.
 Project Name: 26-1453 Clarksville, TN SPC13A



Assembly/Submittal drawing




Production drawing

Job Number: 26-2037
 Part Ref.: P4
 Product Code: MH120LD18SP
 Weight: 16223 lb
 Production Date:
 Structure ID: **30-CS-10**
 Spec./Type: Storm-Pipe Centered
 Structure Size: 120"
 Station:
 Customer Name: Contech Engineering Solutions
 Project Name: 26-2037 830068 Marketplace

Type: STM.MH



Assembly/Submittal drawing




Production drawing

Job Number:	25-4279	
Part Ref.:	P4	
Product Code:	MH048CN42	
Weight:	3200 lb	
Production Date:		
Structure ID:	MH-1	
Spec./Type:	Sanitary	Type: SAN.MH (OPEN BTM)
Structure Size:	48"	
Station:		
Customer Name:	CITCO Water	
Project Name:	25-4279 - KYTC Christian Co (251031)	



Assembly/Submittal drawing



Production drawing

Job Number:	25-4279	
Part Ref.:	P3	
Product Code:	MH048RS60	
Weight:	4192 lb	
Production Date:		
Structure ID:	MH-1	
Spec./Type:	Sanitary	Type: SAN.MH (OPEN BTM)
Structure Size:	48"	
Station:		
Customer Name:	CITCO Water	
Project Name:	25-4279 - KYTC Christian Co (251031)	



Assembly/Submittal drawing




Production drawing

Job Number:	25-2952	
Part Ref.:	P1	
Product Code:	MH048BAVF	
Weight:	2956 lb	
Production Date:		
Structure ID:	121	
Spec./Type:	KYTC	Type: MH A
Structure Size:	48"	
Station:		
Customer Name:	Louisville Paving and Construction	
Project Name:	25-2952 - KYTC Jefferson Co Call 106 (251315)	



Assembly/Submittal drawing



Production drawing

Job Number:	25-4279	
Part Ref.:	P2	
Product Code:	MH048DHVF	
Weight:	2160 lb	
Production Date:		
Structure ID:	77+93 ARV	
Spec./Type:	Sanitary	Type: Air Release MH
Structure Size:	48"	
Station:		
Customer Name:	CITCO Water	
Project Name:	25-4279 - KYTC Christian Co (251031)	



Assembly/Submittal drawing



Production drawing

Job Number:	25-4279	
Part Ref.:	P2	
Product Code:	MH048RSVF	
Weight:	2166 lb	
Production Date:		
Structure ID:	MH-1	
Spec./Type:	Sanitary	Type: SAN.MH (OPEN BTM)
Structure Size:	48"	
Station:		
Customer Name:	CITCO Water	
Project Name:	25-4279 - KYTC Christian Co (251031)	



Assembly/Submittal drawing



Production drawing

Job Number: 25-4590
 Part Ref.: P1
 Product Code: MH048BA30
 Weight: 3058 lb
 Production Date:
 Structure ID: **201 (2)**
 Spec./Type: Storm
 Structure Size: 48"
 Station:
 Customer Name: Bowen Engineering Corporation
 Project Name: 25-4590 Uhlhorn Sewer Repairs

Type: STM.MH



Assembly/Submittal drawing



Production drawing

Job Number: 25-3452
 Part Ref.: P2
 Product Code: MH048LD12S
 Weight: 1629 lb
 Production Date:
 Structure ID: **S214**
 Spec./Type: Storm Type: STM.MH (Recessed pipe)
 Structure Size: 48"
 Station:
 Customer Name: Louisville Paving and Construction
 Project Name: 25-3452 - Churchill Downs Skye Terrace Improvements



Assembly/Submittal drawing




Production drawing

Job Number: 25-3452
 Part Ref.: P1
 Product Code: MH048BAVF
 Weight: 4762 lb
 Production Date:
 Structure ID: **S303**
 Spec./Type: Storm Type: STM.MH (Recessed pipe)
 Structure Size: 48"
 Station:
 Customer Name: Louisville Paving and Construction
 Project Name: 25-3452 - Churchill Downs Skye Terrace Improvements



Assembly/Submittal drawing



Production drawing

Job Number: 25-3452
 Part Ref.: P1
 Product Code: MH048BAVF
 Weight: 2712 lb
 Production Date:
 Structure ID: **S209**
 Spec./Type: Storm Type: STM.MH (Recessed pipe)
 Structure Size: 48"
 Station:
 Customer Name: Louisville Paving and Construction
 Project Name: 25-3452 - Churchill Downs Skye Terrace Improvements



Assembly/Submittal drawing



Production drawing

Job Number: 25-1431
 Part Ref.: P1
 Product Code: MH048BAEVF
 Weight: 5339 lb
 Production Date:
 Structure ID: **SSMH-276**
 Spec./Type: Sanitary Type: SAN.MH
 Structure Size: 48"
 Station:
 Customer Name: Winwater Hartford KY Co.
 Project Name: 25-1431 - Georgetown Commons



Assembly/Submittal drawing



Production drawing

Job Number:	25-1431	
Part Ref.:	P1	
Product Code:	MH048BA30	
Weight:	3363 lb	
Production Date:		
Structure ID:	SSMH-42	
Spec./Type:	Sanitary	Type: SAN.MH
Structure Size:	48"	
Station:		
Customer Name:	Winwater Hartford KY Co.	
Project Name:	25-1431 - Georgetown Commons	



Assembly/Submittal drawing



Production drawing

Job Number:	25-1431	
Part Ref.:	P3	
Product Code:	MH048CN30-S	
Weight:	2050 lb	
Production Date:		
Structure ID:	SSMH-194	
Spec./Type:	Sanitary	Type: SAN.MH
Structure Size:	48"	
Station:		
Customer Name:	Winwater Hartford KY Co.	
Project Name:	25-1431 - Georgetown Commons	



Assembly/Submittal drawing



Production drawing

Job Number:	25-1431	
Part Ref.:	P2	
Product Code:	MH048CN36-S	
Weight:	3000 lb	
Production Date:		
Structure ID:	SSMH-198	
Spec./Type:	Sanitary	Type: SAN.MH
Structure Size:	48"	
Station:		
Customer Name:	Winwater Hartford KY Co.	
Project Name:	25-1431 - Georgetown Commons	



Assembly/Submittal drawing



Production drawing

Job Number:	26-1210	
Part Ref.:	P2	
Product Code:	MH048RS48S-D	
Weight:	3329 lb	
Production Date:		
Structure ID:	DMH10-37 SS-MHD	
Spec./Type:	Sanitary	Type: SAN.MH w/Ext. Drop
Structure Size:	48"	
Station:		
Customer Name:	Scott & Ritter, Inc.	
Project Name:	26-1210 Sacramento Gravity Sewer	



Assembly/Submittal drawing



Production drawing

Job Number: 24-3511
 Part Ref.: P2
 Product Code: MH060RS48
 Weight: 4997 lb
 Production Date:
 Structure ID: **CB10 - add 48in HT Riser**
 Spec./Type: Storm Type: STM.MH
 Structure Size: 60"
 Station:
 Customer Name: Covenant Constructors, LLC
 Project Name: 24-3511 Coles Ferry Section 18 & 19



Assembly/Submittal drawing



Production drawing

Job Number: 25-4279
 Part Ref.: P2
 Product Code: MH060LD13SCDARED
 Weight: 1993 lb
 Production Date:
 Structure ID: **FM**
 Spec./Type: Sanitary Type: Flow Meter Manhole w/ConBlock-CDA Red
 Structure Size: 60"
 Station:
 Customer Name: CITCO Water
 Project Name: 25-4279 - KYTC Christian Co (251031)



Assembly/Submittal drawing



Production drawing

Job Number: 25-4279
 Part Ref.: P1
 Product Code: MH060BAVFCDA RED
 Weight: 8842 lb
 Production Date:
 Structure ID: **FM**
 Spec./Type: Sanitary Type: Flow Meter Manhole w/ConBlock-CDA Red
 Structure Size: 60"
 Station:
 Customer Name: CITCO Water
 Project Name: 25-4279 - KYTC Christian Co (251031)



Assembly/Submittal drawing



Production drawing

Job Number: 25-3452
 Part Ref.: P1
 Product Code: MH060BAVF
 Weight: 8280 lb
 Production Date:
 Structure ID: **S304**
 Spec./Type: Storm Type: STM.MH (Recessed pipe)
 Structure Size: 60"
 Station:
 Customer Name: Louisville Paving and Construction
 Project Name: 25-3452 - Churchill Downs Skye Terrace Improvements



Assembly/Submittal drawing



Production drawing

Job Number:	25-3118	
Part Ref.:	P2	
Product Code:	MH060TS15-48ECC	
Weight:	2204 lb	
Production Date:		
Structure ID:	2301531	
Spec./Type:	Sanitary	Type: SAN.MH Transition
Structure Size:	60"	
Station:		
Customer Name:	Lykins Contracting	
Project Name:	25-3118 - W6 Ph 2-C Force Main Improvements	



Assembly/Submittal drawing



Production drawing

Job Number: 25-4279
 Part Ref.: P1
 Product Code: MH072BAEVF-CDARED
 Weight: 13144 lb
 Production Date:
 Structure ID: **WW**
 Spec./Type: Sanitary Type: Wet Well w/ConBlock-CDA Red
 Structure Size: 72"
 Station:
 Customer Name: CITCO Water
 Project Name: 25-4279 - KYTC Christian Co (251031)



Assembly/Submittal drawing



Production drawing

Job Number: 25-4279
 Part Ref.: P2
 Product Code: MH072RSVFCDARED
 Weight: 10800 lb
 Production Date:
 Structure ID: **WW**
 Spec./Type: Sanitary Type: Wet Well w/ConBlock-CDA Red
 Structure Size: 72"
 Station:
 Customer Name: CITCO Water
 Project Name: 25-4279 - KYTC Christian Co (251031)




Assembly/Submittal drawing




Production drawing

Job Number: 25-3118
 Part Ref.: P2
 Product Code: MH072TS15-48ECC
 Weight: 3864 lb
 Production Date:
 Structure ID: **2301562**
 Spec./Type: Sanitary Type: SAN.MH Transition
 Structure Size: 72"
 Station:
 Customer Name: Lykins Contracting
 Project Name: 25-3118 - W6 Ph 2-C Force Main Improvements



Assembly/Submittal drawing



Production drawing

Job Number: 26-2324
 Part Ref.: P3
 Product Code: MH096RS36
 Weight: 8292 lb
 Production Date:
 Structure ID: **10-CS-8**
 Spec./Type: Storm-Pipe Centered Type: STM.MH
 Structure Size: 96"
 Station:
 Customer Name: Contech Engineering Solutions
 Project Name: 26-2324 880717 Shepper & Converse Ave




Assembly/Submittal drawing




Production drawing

Job Number:	26-2037	
Part Ref.:	P1	
Product Code:	MH096BAVF	
Weight:	17113 lb	
Production Date:		
Structure ID:	20-CS-8	
Spec./Type:	Storm-Pipe Centered	Type: STM.MH
Structure Size:	96"	
Station:		
Customer Name:	Contech Engineering Solutions	
Project Name:	26-2037 830068 Marketplace	



Assembly/Submittal drawing



Production drawing

Job Number:	25-2952	
Part Ref.:	P2	
Product Code:	BX1818-06RVF	
Weight:	677 lb	
Production Date:		
Structure ID:	122	
Spec./Type:	MSD	Type: Yard Drain
Structure Size:	18" x 18"	
Station:		
Customer Name:	Louisville Paving and Construction	
Project Name:	25-2952 - KYTC Jefferson Co Call 106 (251315)	



Assembly/Submittal drawing



Production drawing

Job Number: 25-2952
 Part Ref.: P1
 Product Code: BX24300808VF
 Weight: 4408 lb
 Production Date:
 Structure ID: **78**
 Spec./Type: KYTC Type: DBI TYPE 13G
 Structure Size: 24" x 30"
 Station:
 Customer Name: Louisville Paving and Construction
 Project Name: 25-2952 - KYTC Jefferson Co Call 106 (251315)



Assembly/Submittal drawing



Production drawing

Job Number:	25-2952	
Part Ref.:	P1	
Product Code:	BX2436-08BVF	
Weight:	4316 lb	
Production Date:		
Structure ID:	143	
Spec./Type:	KYTC	Type: DBI TYPE 13G
Structure Size:	24" x 36"	
Station:		
Customer Name:	Louisville Paving and Construction	
Project Name:	25-2952 - KYTC Jefferson Co Call 106 (251315)	



Assembly/Submittal drawing



Production drawing

Job Number: 25-3310
 Part Ref.: P1
 Product Code: BX3648-08BAVF
 Weight: 7916 lb
 Production Date:
 Structure ID: **IN7B**
 Spec./Type: Storm Type: BX 8inW, 8inF
 Structure Size: 36" x 48"
 Station:
 Customer Name: Phillips Brothers
 Project Name: 25-3310 - Mammoth Cave NP-MACA 12



Assembly/Submittal drawing



Production drawing

Job Number:	24-4053B	
Part Ref.:	P1	
Product Code:	BX2424-08BAVF	
Weight:	2617 lb	
Production Date:		
Structure ID:	R6	
Spec./Type:	Storm	Type: BX 8inW, 8inF
Structure Size:	24" x 24"	
Station:		
Customer Name:	Tim Klenck Demolition LLC	
Project Name:	24-4053B - East Heights Elementary (Storm)	




Assembly/Submittal drawing



Production drawing

Job Number: 24-4053B
 Part Ref.: P1
 Product Code: BX2424-08BAVF
 Weight: 4470 lb
 Production Date:
 Structure ID: **R5**
 Spec./Type: Storm Type: BX 8inW, 8inF
 Structure Size: 24" x 24"
 Station:
 Customer Name: Tim Klenck Demolition LLC
 Project Name: 24-4053B - East Heights Elementary (Storm)



Assembly/Submittal drawing




Production drawing

Job Number:	26-1790	
Part Ref.:	P2	
Product Code:	BX60120-06LD08	
Weight:	6076 lb	
Production Date:		
Structure ID:	QL1 OW1000	
Spec./Type:	Grease Traps	Type: GT 1000 GAL.
Structure Size:	60" x 120"	
Station:		
Customer Name:	Infinity Pipeline, Inc.	
Project Name:	26-1790 1,000 Gal Oil Separator	



Assembly/Submittal drawing



Production drawing

Job Number:	26-1618	
Part Ref.:	P1	
Product Code:	CVBS	
Weight:	8241 lb	
Production Date:		
Structure ID:	2-61618 1	
Spec./Type:	Storm-Pipe Centered	Type: BX 6inW, 6inF
Structure Size:	50" x 252"	
Station:		
Customer Name:	Endesol, Inc.	
Project Name:	26-1618 - 4-23 691254775	



Assembly/Submittal drawing



Production drawing

Job Number: 24-4171
 Part Ref.: P1
 Product Code: BX4884-06BAVF-FLAT
 Weight: 10702 lb
 Production Date:
 Structure ID: **METER VAULT - 6**
 Spec./Type: Vaults Type: Meter Vault 6inW, 6inF
 Structure Size: 48" x 84"
 Station:
 Customer Name: Frederick and May Construction
 Project Name: 24-4171 - McKinney Water District Contract 1B Phase 2



Assembly/Submittal drawing



Production drawing

Job Number: 24-4171
 Part Ref.: P2
 Product Code: BX4884-06LD08-SP
 Weight: 2417 lb
 Production Date:
 Structure ID: **METER VAULT - 5**
 Spec./Type: Vaults Type: Meter Vault 6inW, 6inF
 Structure Size: 48" x 84"
 Station:
 Customer Name: Frederick and May Construction
 Project Name: 24-4171 - McKinney Water District Contract 1B Phase 2



Assembly/Submittal drawing



Production drawing

Job Number:	26-2242	
Part Ref.:	P2	
Product Code:	BX072144-08LD06S	
Weight:	8190 lb	
Production Date:		
Structure ID:	QL1 GT2000 (3)	
Spec./Type:	Grease Traps	Type: GT 2000 GAL.
Structure Size:	72" x 144"	
Station:		
Customer Name:	Core & Main LP	
Project Name:	26-2242 Metro Center Grease Trap	



Assembly/Submittal drawing



Production drawing

Job Number: 25-3118
Part Ref.: P1
Product Code: CFB
Weight: 1738 lb
Production Date:
Structure ID: **ICAST LI88 (2)**
Spec./Type: Sanitary Type: Air Release Vault (6"W / Open Bottom)
Structure Size: 72" x 84"
Station:
Customer Name: Lykins Contracting
Project Name: 25-3118 - W6 Ph 2-C Force Main Improvements



Assembly/Submittal drawing



Production drawing

Job Number: 25-3118
 Part Ref.: P2
 Product Code: CVR
 Weight: 8785 lb
 Production Date:
 Structure ID: **ICAST LI88 (2)**
 Spec./Type: Sanitary Type: Air Release Vault (6"W / Open Bottom)
 Structure Size: 72" x 84"
 Station:
 Customer Name: Lykins Contracting
 Project Name: 25-3118 - W6 Ph 2-C Force Main Improvements